



# Locks

## Cylindrical

### Grade 2

Standard Duty Commercial

### 3500 Series

- Lifetime warranty
- No exposed mounting screws
- Non-handed
- Standard and interchangeable cores available

Apollo

Archer

Withnell

- Standard Door Prep:
- 2 1/8" (54 mm) Diameter (Cross Bore)
  - Latch Hole: 1" (25.4 mm) Diameter (Edge Bore)
- Certifications:
- BHMA Certified ANSI A156.2 Grade 2
  - ADA Compliant ANSI A117.1 Accessibility Code (Levers Only)
  - UL/cUL Listed for all functions up to 3 hours "A" label single doors
  - UL10C/UBC 7-2 (1997) Positive Pressure Rated
  - UL10B Neutral Pressure Rated
- Exposed Trim:
- Knobs: Wrought Brass or Stainless Steel
  - Levers: Wrought Brass, Bronze and Stainless Steel, zinc based
- Lock Chassis:
- Heavy gauge steel, zinc dichromated for corrosion resistance
  - Free wheeling
  - Removable thru-bolts
- Note:
- Failure to install thru-bolts and removable screw posts voids BHMA certification, UL Rating and Warranty
- Rose Diameter:
- 3 3/8" (86 mm) (Levers)
  - 3" (76 mm) (Knobs)
- Keys:
- Two brass keys per lock
- Cylinders:
- Standard Core - Brass 6-pin - Keyed Different - C Keyway
  - Other keying options available from the factory
  - Interchangeable Core - Brass 6 or 7 pin - uncombined and combined - sold separately
- Door Thickness:
- Knobs: 1 3/8" (35 mm) - 1 3/4" (45 mm)
  - Levers: 1 3/8" (35 mm) - 2" (51 mm)
- Backset:
- 2 3/4" (70 mm) - Standard
  - 2 3/8" (60 mm) - Optional
- Latchbolt:
- 1/2" (13 mm) Throw - Stainless Steel
  - 2 1/4" (57 mm) x 1 1/8" (29 mm) Faceplate
  - Deadlocking latchbolt prevents manipulation when door is closed; keyed functions only
- Strike:
- 3935 ASA 1 1/4" (32 mm) x 4 7/8" (124 mm) strike - Standard
- Functions:
- 50 Office (Levers Only), 79 Keyed Communicating (Levers Only), 25 Exit Only (Levers Only), 53 Entry, 70 Classroom, 80 Storeroom, 40 Privacy, 10 Passage, 17 Dummy
- Notes:
- Blank plate projection is 13/16" for Functions 25 and 79
  - Interchangeable Cores are not available on Apollo knob
- Options:
- Lead Lined (Levers Only)
  - Tactile Knurling (Levers Only)

### Optional Latchbolts



- 3949** 2 3/8" (60 mm) Square Corner, Spring Latch - Passage Only  
**3947** 2 3/4" (70 mm) Square Corner, Spring Latch - Passage Only  
**3967** 2 3/8" (60 mm) Square Corner, Spring Latch - Privacy Only  
**3965** 2 3/4" (70 mm) Square Corner, Spring Latch - Privacy Only



- 3950** 2 3/8" (60 mm) Square Corner, Dead Latch  
**3948** 2 3/4" (70 mm) Square Corner, Dead Latch

### Optional Drive-In Latchbolts



- 3922** 2 3/4" (70 mm) Spring Latch - Passage Only  
**3923** 2 3/4" (70 mm) Spring Latch - Privacy Only  
**3925** 2 3/8" (60 mm) Spring Latch - Passage Only  
**3926** 2 3/8" (60 mm) Spring Latch - Privacy Only



- 3924** 2 3/4" (70 mm) Dead Latch  
**3927** 2 3/8" (60 mm) Dead Latch



- 3937** 5" (127 mm) Backset Extension Link  
 • Must be used with 2 3/4" (70 mm) backset

### Optional Strikes



- 3933** T-Strike with Plastic Dust Box, 1 1/8" (29 mm) x 2 3/4" (70 mm)



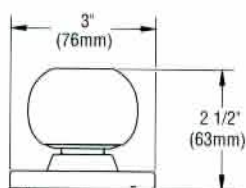
- 3934** Full Lip Strike, 1 5/8" (41 mm) x 2 1/4" (57 mm)



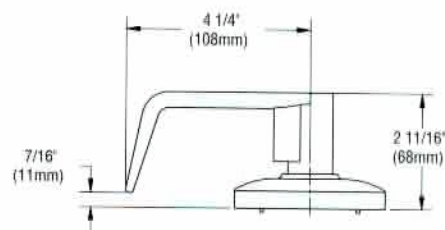
- 3958** Full Lip Strike, Round Corner, 1 5/8" (41 mm) x 2 1/4" (57 mm)



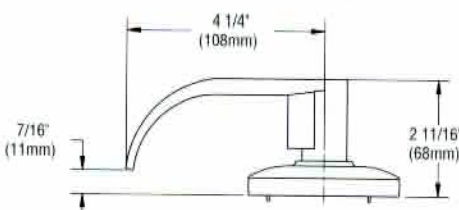
- 3935** ASA Strike Plate 1 1/4" (32 mm) x 4 7/8" (124 mm)



Apollo



Withnell











Archer



# Locks

## General Information

### LOCK FUNCTION CHART

FUNCTION	FUNCTION NO.	FUNCTION DESCRIPTION	ANSI NO.	
Entry (3400 & 3500)	53	Deadlocking latchbolt operated by lever from either side except when outside lever is locked by the push or turn button inside. Key outside or operating inside lever releases push or turn button unlocking outside lever except when push or turn button has been rotated to keep outside lever locked. Inside push or turn button must be manually operated to unlock outside lever. Inside lever always operates latchbolt.	F109	
(3600)	53	Deadlocking latchbolt operated by lever from either side except when outside lever is locked by locking device on inside. When outside lever is locked, operating key in outside lever unlocks locking device. Locking device shall automatically release when inside lever is operated or be in the unlocked position before inside lever is operated.	F82B	
Office Levers Only (3400 & 3500)	50	Push-button locking. Push-button locks outside lever until unlocked with key or by rotating inside lever.	F82	
Classroom	70	Deadlocking latchbolt operated by lever from either side except when outside lever is locked from outside by key. When outside lever is locked, latchbolt is operated by inside lever.	F84	
Storeroom	80	Deadlocking latchbolt operated by key in outside lever, or by operating inside lever. Outside lever is always locked.	F86	
Keyed Communicating Levers Only	79	Deadlocking latchbolt by inside lever except when locked by key. Non-removable blank plate outside ( $1\frac{3}{16}$ " (31 mm) projection).		
Privacy (3400 & 3500)	40	Latchbolt operated by lever from either side. Outside lever is locked by push button and unlocked by emergency release outside, operating inside lever or closing door.	F76A	
(3600)	40	Latchbolt operated by lever from either side except when outside lever is locked by locking device inside. Locking device shall automatically release when inside lever is operated or be in the unlocked position before inside lever is operated. Emergency release on outside shall permit outside lever to operate latchbolt.	F76B	
Exit Levers Only	25 Non-Keyed	Blank plate outside ( $1\frac{3}{16}$ " (31 mm) projection). Inside lever always unlocked.		
Passage	10	Latchbolt operated by lever from either side at all times.	F75	
Dummy	17	Pull knob one side, no mechanical operation.		