

Architectural Products Pricing Guide

Table of Contents

General Information.....	GI
Section A - Entrances.....	A
Entrances.....	A1
Adds, Substitutions and Modifications.....	A2
Loose Hardware.....	A3
Section B - Storefronts.....	B
FL200 Storefront System.....	B1
FL300 Storefront System.....	B2
FL300T Thermal Storefront System.....	B3
FS400T Thermal Storefront System.....	B4
Angles, Channels, Flat Bars, & Tubes.....	B5
FL100 Removable Office Partition.....	B6
FL600 Storefront System.....	B7
FL600T Thermal Storefront System.....	B8
FL600UT Thermal Storefront System.....	B9
Section C - Curtain Walls.....	C
PW251 Curtain Wall System.....	C1
Section D - Impact-Resistant Entrances.....	D
Impact Doors and Frames.....	D1
Adds, Substitutions and Modifications.....	D2
Section E - Impact-Resistant Storefronts.....	E
FL500 Impact-Resistant Storefront System.....	E1
FL550 Impact-Resistant Storefront System.....	E2
FL550T Thermal Impact-Resistant Storefront System.....	E3
Section F - Impact-Resistant Curtain Walls.....	F
PW256 Impact-Resistant Curtain Wall.....	F1
PW257 Impact-Resistant Curtain Wall.....	F2

Page Left Intentionally Blank

Table of Contents

	<i>Page</i>
Company Profile	1
Architectural Finishes	2-4
Warranties	5-11
Terms and Conditions	12-13

Page Left Intentionally Blank

Coral Industries, Inc.



History

Coral Industries, Inc. was established in 1976 as a manufacturer of quality bath enclosures. Our past growth can be contributed to the result of customer's success utilizing the many advantages Coral Industries offer: quality, service, innovative design and dependability. At Coral's 325,000 square foot manufacturing facility located in Tuscaloosa, Alabama, in-house capabilities include injection molding of plastic parts, soft and rigid vinyl extrusions, powder coat painted finishing, and complete fabrication of aluminum profiles and glass products, thus giving Coral Industries greater flexibility and control of the entire production process.

Over the years, Coral Industries has expanded by organizing additional divisions and products. **Central Alabama Transport (CAT)** was founded in 1977 and has proven to be a valuable addition to Coral Industries. CAT is a dedicated fleet of trucks which allows for our products to be delivered on a timely basis to distribution centers and businesses across the United States. **Coral Glass Division**, established in 1989, offers a full range of custom fabricated glass, ranging from 1/8" to 1". Coral Glass Division has an assortment of computer operated cutting, fabrication, and tempering machinery that allows for the fabrication of glass to exacting tolerances.

Coral Architectural Products

In keeping with Coral Industries tradition of growth, **Coral Architectural Products (CAP)** was established in January 2005. CAP offers a full line of architectural aluminum entrance doors, storefronts, curtain walls, window walls and protective glazing products. To ensure structural integrity and performance requirements for today's demanding projects; all of our architectural products are tested to current AAMA and / or ASTM performance standards for structural, air and water infiltration at certified independent test laboratories. We have also designed and tested products that meet the stringent requirements of both High Velocity Hurricane Impact Zones and Blast Mitigation. Comprehensive architectural details, installation instructions and test reports are available for each system.

The Product Line

CAP has combined the experience of its management team with over 35 years of designing, testing and marketing in the industry in order to develop **its industry leading** aluminum systems. Each system is designed and tested for simplicity, versatility, maximum performance and ease of installation.

Mission Statement

Coral Industries, Inc. is dedicated to the continuous improvement of the quality of our products, processes and services in order to exceed our customer's expectations.

Coral Architectural Products offers a variety of architectural finishes satisfying the increased demands of the commercial construction industry in terms of finish types and performance, while protecting the environment. Standard finishes include, but are not limited to the following types: anodized finishes, factory applied powder coat and special baked-on liquid painted finishes. Consult with your local Coral sales representative or Coral’s national architectural representative at 1-800-772-7737 for additional surface treatments and options.

Anodized Finishes

Anodic, or anodized, finishes for architectural aluminum profiles are artificially enhanced by a natural process in which aluminum combines with oxygen to form a thin layer of aluminum oxide. The result is an extremely durable finish offering excellent resistance to weathering and corrosion.

ANODIZING FINISH CLASSIFICATION / CODE IDENTIFICATION				
Coral Number	Color	Aluminum Association Specification	Classification	Stock
CLEAR ANODIZED FINISHES				
#11	Clear	AA-M12-C22-A41	Architectural Class I (.7 mils minimum)	Yes
COLOR ANODIZED FINISHES				
#21	Dark Bronze	AA-M12-C22-A44	Architectural Class I (.7 mils minimum)	Yes

* Contact us for lead time.

Powder Coat Painted Finishes

Powder Coat Finishes are high-performance durable architectural finishes offering improved gloss retention and enhanced resistance to chalking and fading. Environmentally friendly, powder coat finishes are solvent-free and provide outstanding mechanical properties and abrasion resistance over solvent based paints. Coral Architectural Products powder coat finishes are available in two levels of performance listed below.

NOTE: Contact the Coral factory for information on custom colors and non-stock finishes.

AAMA 2604

POWDER COAT CLASSIFICATION/CODE IDENTIFICATION				
Coral Number	Color	American Architectural Manufacturers Association (AAMA) Specification	Classification	Stock
FINISHES				
#81	Bone White	AAMA 2604	Polyester	Yes
#92	Light Blue	AAMA 2604	Polyester	Yes
#93	Hartford Green	AAMA 2604	Polyester	Yes
#94	Tan	AAMA 2604	Polyester	Yes
#95	Coal Black	AAMA 2604	Polyester	Yes
#96	Sandstone	AAMA 2604	Polyester	Yes
#97	Seawolf	AAMA 2604	Polyester	Yes
#98	Redwood	AAMA 2604	Polyester	Yes

AAMA 2605

POWDER COAT CLASSIFICATION/CODE IDENTIFICATION				
Coral Number	Color	American Architectural Manufacturers Association (AAMA) Specification	Classification	Stock
FINISHES				
#91	Bone White	AAMA 2605	70% Fluoropolymer	Yes
#82	Light Blue	AAMA 2605	70% Fluoropolymer	Yes
#83	Hartford Green	AAMA 2605	70% Fluoropolymer	Yes
#84	Tan	AAMA 2605	70% Fluoropolymer	Yes
#85	Coal Black	AAMA 2605	70% Fluoropolymer	Yes
#86	Sandstone	AAMA 2605	70% Fluoropolymer	Yes
#87	Seawolf	AAMA 2605	70% Fluoropolymer	Yes
#88	Redwood	AAMA 2605	70% Fluoropolymer	Yes

PAINTED FINISHES - SPECIFICATIONS

AAMA 2604 – Voluntary Specification, Performance Requirements and Test Procedures for High Performance Organic Coatings on Aluminum Extrusion and Panels. This specification will assist the architect, owner and contractor to specify and obtain factory-applied organic coatings that meet a five-year level of performance in terms of film integrity, weatherability and general appearance.

AAMA 2605 – Voluntary Specification, Performance Requirements and Test Procedures for High Performance Organic Coatings on Aluminum Extrusion and Panels. This specification will assist the architect, owner and contractor to specify and obtain factory-applied organic coatings that meet a ten-year level of performance in terms of film integrity, weatherability and general appearance.

Coral Number	AAMA 2604	AAMA 2605
Coating Thickness	1.2 mils	1.2 mils
Pre-treatment	Multi-stage Cleaning with Chemical Conversion Coating	Multi-stage Cleaning with Chrome Phosphate Conversion Coating 40 mg./ft ² min.
Abrasion Resistance	Falling Stand Test - 20L/mil	Falling Stand Test - 50L/mil
Chemical Resistance	Muriatic Acid/Mortar Resistance/Nitric Acid Flumes Test	Muriatic Acid/Mortar Resistnace/Nitric Acid Flumes Test
Color Retention	5 Year South Florida (Max. Δ E)	10 Year South Florida (Max. Δ E)
Gloss Retention	Minimum of 30% after 5 Years South Florida	Minimum of 50% after 5 Years South Florida
Corrosion Resistance	3000 Hour Salt Spray Test	4000 Hour Salt Spray Test
Chalking Resistance	No more than #8	No More than #8 (#6 for White Colors)
Film Adhesion	Dry Adhesion/Wet Adhesion Boiling Water Adhesion	Dry Adhesion/Wet Adhesion Boiling Water Adhesion

* Contact the Coral factory for availability and lead times on non-stock finishes.

Limited Product Warranty and Remedy

Customer: _____

Project: _____

Effective Date: _____

Architectural Firm: _____

The Seller warrants, for a period of two (2) years from the date of substantial completion of the project provided however that the Limited Warranty shall begin in no event later than six months from date of initial shipment, that the products manufactured by the Seller shall be free from defects in workmanship and materials, provided that such products have been installed and maintained in strict accordance with all applicable safety and building codes, any and all other applicable standards, and Seller's installation instructions. This warranty is limited to defects discovered or which should be discovered within two years from the date of initial shipment provided that the Seller receives written notification specifying any and all defects within that two-year period. Seller's obligations under this warranty are limited to the repair or replacement of any defective materials and/or the refund by the Seller of the original purchase price paid for the product. The Seller reserves the exclusive right to select one of these remedies. In no event will the Seller be liable for direct, indirect, special or consequential damages including but not limited to loss of profits or use.

SELLER MAKES NO WARRANTY OTHER THAN THAT SET FORTH HERE. ALL OTHER EXPRESS AND IMPLIED WARRANTIES ARE HEREBY EXPRESSLY DISCLAIMED, DENIED AND EXCLUDED. SELLER MAKES NO WARRANTY OF MERCHANTABILITY OR THAT THE GOODS ARE FIT FOR ANY PARTICULAR PURPOSE. SELLER MAKES NO REPRESENTATION AS TO THE PRODUCT'S FITNESS FOR ANY PARTICULAR PURPOSE.

Warranty of Outside Suppliers – Seller makes no warranty, and hereby disclaims any and all express warranties, including but not limited to any warranty of merchantability or fitness for a particular purpose, for any products supplied by Seller, which are manufactured by others. Any warranty of such products is limited to that provided by the manufacturer of those products. The Seller will not assume charges for freight or labor for items manufactured by others and supplied by Seller.

Coral Architectural Products

Representative

Customer Service Manager
Title

To Be Advised
Date

SAMPLE WARRANTIES

Door Corner Construction

Limited Lifetime Warranty

Customer: _____

Project: _____

Effective Date: _____

Architectural Firm: _____

This Warranty is in addition to Coral Architectural Products (Seller) standard two (2) years limited warranty and is wholly and exclusively applicable to Seller's factory fabricated and assembled aluminum entrance door's dual moment corner construction.

The Seller warrants to its dealers, customers, and all subsequent purchasers and users that its dual moment corner construction assembly shall be free from defects in workmanship and materials for the normal and useful lifetime of the door.

This warranty is effective from the date of substantial completion of the project provided however that the Limited Warranty shall begin in no event later than 6 months from date of initial shipment from Seller's factory and applies only if Seller's doors have been installed and maintained in strict accordance with Seller's published recommended practices and installation instructions and only if Seller is notified in writing within sixty (60) days after such defects appear.

Seller's obligations under this warranty are limited to the repair or replacement of any defective door and/or the refund by the Seller of the original purchase price paid for the door and does not include the replacement of glazing in-fills, gaskets, hardware, doorframe or adjacent framing temporary enclosures, nor any installation charges, labor charges, delivery or freight charges. The Seller reserves the exclusive right to select one of these remedies.

Seller hereby disclaims all Liability for any door that has been subjected to abuse, alterations, modifications, neglect, misuse, abnormal use, accident, fire, war, flood, earthquakes, Acts of God or damage caused by parts not furnished by Seller.

In no event will the Seller be liable for Direct, Indirect, Special or Consequential Damages including, but not limited to, Loss of Profits or Good Will, Loss of Use or Other Commercial Loss or Injury. Seller further hereby disclaims all liability for the installation of Seller's doors. Seller makes no other Representations or Warranties, Express or Implied, including but not limited to any Implied Warranty of Merchantability or Fitness for a Particular Purpose.

Warranty claim may be filed by notifying Seller in writing within sixty (60) days of defect discovery at:

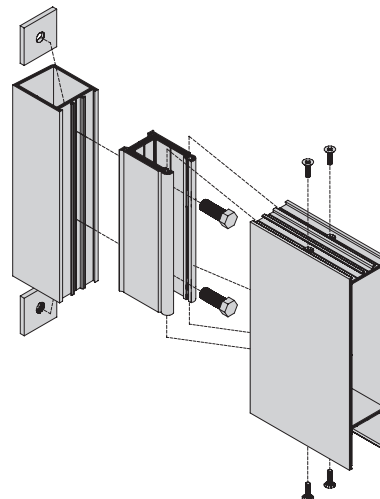
Warranty Claim Office
 Coral Architectural Products
 P.O. Box 40228
 Tuscaloosa, AL 35404-0228

Coral Architectural Products

 Representative

 Customer Service Manager
 Title

 To Be Advised
 Date



Anodized Finish Limited Warranty

Customer: _____

Project: _____

Architectural Firm: _____

This warranty is in addition to the Coral Architectural Product's standard product warranty.

Coral Architectural Products ("CAP") warrants for a period of two (2) years, from the from the date of substantial completion of the project provided however that the Limited Warranty shall begin in no event later than six months from date of initial shipment, materials from CAP's plant, that all exposed aluminum on the above project furnished by CAP shall conform to the following:

The said aluminum will not develop excessive fading or excessive non-uniformity of color, and will not crack, peel, pit or corrode, all within the limits defined as follows:

"Excessive fading" means that all change in color during the period of this warranty shall not exceed 10% or a value of 4, whichever is greater, above or below the original limits of acceptable color range for the color specified, as color is expressed in units of color measures (DELTA E) derived by photoelectric trisulphur colorimetry as described by circular B-429 of the National Bureau of Standards.

"Excessive non-uniformity" means non-uniform fading during the period of the warranty to the extent that adjacent panels have a color difference greater than the original limits of acceptable color expressed in the same system of color measurement described above.

"Will not pit or corrode" means that there shall be no pitting or other type of corrosion discernible by the naked eye from a distance of 10 feet resulting from the natural elements in the atmosphere at the project site.

This Warranty applies only if such anodized material is installed in strict accordance with CAP's recommended practices and maintained in accordance with American Architectural Manufacturers Association (AAMA) Publication Number 609.1 "Voluntary Guide Specification for Cleaning and Maintenance of Architectural Anodized Aluminum". AAMA Publication No. 609.1 will be furnished upon request. This Warranty does not cover, and CAP hereby expressly disclaims, all liability for and with respect to any material which has been subject to abuse, alteration, modification, neglect, misuse, abnormal use, accident, fire, war, flood, earthquake or acts of God.

The sole and exclusive remedy with respect to this Warranty shall be repair or replacement of the defective material or repayment by CAP of the purchase price paid therefore. CAP reserves the right to select the remedy.

The foregoing is extended solely to the Customer and is granted IN LIEU OF ALL OTHER GUARANTEES AND WARRANTIES, EXPRESSED OR IMPLIED, INCLUDING, WITHOUT THE GENERALITY OF THE FOREGOING, ANY GUARANTEE OR WARRANTY OF MERCHANTABILITY OF FITNESS FOR A PARTICULAR PURPOSE.

Coral Architectural Products

Representative

Customer Service Manager
Title
September 2021

To Be Advised
Date
www.coralap.com

SAMPLE WARRANTIES

Painted Finish Limited Warranty

D2000 Powder Coat Finish

Customer: _____

Project: _____

Date of Substantial Completion: _____

This conditional limited warranty is in addition to the Coral Architectural Product's conditional limited standard product warranty. Coral Architectural Products (CAP) warrants that during the warranty period there will be:

Clause 1

- No visible checking* or cracking* of the **Interpon D2000™** powder coating.
- No chalking* of the **Interpon D2000™** powder coating in excess of that represented by Number 8 rating based on ASTM D4214.
- No color change of the **Interpon D2000™** powder coating greater than 5 (five) CIE Lab AE units calculated in accordance with ASTM 2244 Section 6.3. Color change shall be measured on the exposed surface which has been cleaned of oil, grease, chalk and oxidized film or other contaminants. Corresponding values shall be measured on the original retained batch panel. (Panel stored in the dark at temperatures below 30° C).

Clause 2

- Gloss Retention of the **Interpon D2000™** powder coating when applied to test panels will be greater than or equal to 30% after 5 years exposure in Florida (facing 45° South) in accordance with the requirements of AAMA 2604-02 Clause 7.9.1.4.2.
- Adhesion of the **Interpon D2000™** powder coating when initially applied to test panels and measured by reference to AAMA 2604-02 Clause 7.4.2 will show no removal of the film.

Warranty Terms and Conditions

- The "Warranty Period" for the warranties in Clause 1 shall mean the period of fifteen (15) years, and for the warranty in Clause 2 shall mean five (5) years, commencing on the date of substantial completion of the project or six months from the date of the initial shipment, whichever is sooner?
- Color measurements (delta E) are measured at 10 degrees and on exposed coated surfaces that have been cleaned of all external deposits including chalk and compared to the original unexposed coated surface. For comparison purposes, CAP will maintain a standard paint panel and/or documentation indicating color, gloss and other properties. It is understood that fading may not be uniform if the coated surfaces are not equally exposed to the sun and weathering elements. Prior to the determination of a gloss value using an angle of incidence of 60 degrees following ASTM D523, the surface must be cleaned using a 1% aqueous solution of a wetting agent with a soft sponge under light pressure.
- This warranty extends only to parts exposed to normal atmospheric conditions in the United States.
- A systematic maintenance program must be instituted to clean the surface periodically so as to prevent accumulations of salt deposits and harmful pollutants.
- This Warranty applies only if such painted material is installed in strict accordance with CAP's recommended practices and maintained in accordance with American Architectural Manufacturers Association (AAMA) Publication Number 610.1 "Voluntary Guide Specification for Cleaning and Maintenance of Architectural Painted Aluminum". AAMA Publication No. 610.1 will be furnished upon request.
- Maintenance: The cleaning recommendations for **Interpon D2000™** is an integral part of the warranty given for gloss, color retention and chalking. The warranty requires that regular cleaning has to be performed periodically, at least once a year and twice a year for structures directly exposed to areas of high salt concentration, such as near a seashore.

Painted Finish Limited Warranty

D2000 Powder Coat Finish

The conditions are as follows:

- ◆ Clean water with slight amounts of mild alkaline detergents must be used.
- ◆ The cleaning effect maybe increased by rubbing with a soft, non-scratching cloth or cotton with modest pressure.
- ◆ The temperature of the parts to be cleaned must not exceed 80° F.
- ◆ For removal of grease and oily substances isopropyl alcohol may be used.
- ◆ The cleaning solution must not be allowed to react for more than one (1) hour.
- ◆ After cleaning the surfaces must be rinsed with clean, cold water.
- ◆ A proper maintenance record has to be kept and documented. This documentation must contain the following information:
 - ✓ Date
 - ✓ Name and address of performing party
 - ✓ Description of cleaning procedure and detergents used
 - ✓ Signature of person performing the cleaning procedure

This warranty does not extend to:

- a) Damage to the coating caused by moisture or other contamination during storage of the powder or substrate or application;
- b) Damage to the coating during handling, shipping, processing, installation, improper cleaning or maintenance, etc.;
- c) Damage caused by impact, external forces, abrasion, environmental pollution, acid rain, immersion in salt water, hail, abnormal weather conditions, exposure to excessive temperatures (in excess of 150 F), solvents or chemicals, tapes, sealants, acts of God or other abuse; or
- d) Damage due to other circumstances beyond CAP's control.

Claim Procedure

In the event of a claim, claimant shall demonstrate that the failure of the product was due to a breach of this warranty and furnish proof of purchase of the defective CAP product. Claims must be made in writing within thirty days after the customer becomes aware of the failure or potential failure of the coating. CAP must be given an opportunity to inspect the substrate and coating that form the basis for the claim.

The sole and exclusive remedy with respect to this Warranty shall be repair or replacement of the defective material or repayment by CAP of the purchase price paid therefore. CAP reserves the right to select the remedy.

The foregoing is extended solely to the Customer and is granted IN LIEU OF ALL OTHER GUARANTEES AND WARRANTIES, EXPRESSED OR IMPLIED, INCLUDING, WITHOUT THE GENERALITY OF THE FOREGOING, ANY GUARANTEE OR WARRANTY OF MERCHANTABILITY OF FITNESS FOR A PARTICULAR PURPOSE.

Coral Architectural Products

Representative

Customer Service Manager
Title

To Be Advised
Date

SAMPLE WARRANTIES

Painted Finish Limited Warranty

D3000 Powder Coat Finish

Customer: _____

Project: _____

Date of Substantial Completion: _____

This conditional limited warranty is in addition to the Coral Architectural Product's conditional limited standard product warranty. Coral Architectural Products (CAP) warrants that during the warranty period there will be:

Clause 1

- No visible checking* or cracking* of the **Interpon D3000™** powder coating.
- No chalking* of the **Interpon D3000™** powder coating in excess of that represented by Number 8 rating based on ASTM D4214.
- No color change of the **Interpon D3000™** powder coating greater than 5 (five) CIE Lab AE units calculated in accordance with ASTM 2244 Section 6.3. Color change shall be measured on the exposed surface which has been cleaned of oil, grease, chalk, and oxidized film or other contaminants, corresponding values shall be measured on the original retained batch panel. (Panel stored in the dark at temperatures below 30° C).0° C).

Clause 2

- Gloss Retention of the **Interpon D3000™** powder coating when applied to test panels will be greater than or equal to 50% after ten (10) years exposure in Florida (facing 45° South) in accordance with the requirements of AAMA 2605-02 Clause 7.9.1.4.2.
- Adhesion of the **Interpon D3000™** powder coating when initially applied to test panels and measured by reference to AAMA 2605-02 Clause 7.4.2 will show no removal of the film.

Warranty Terms and Conditions

- The "Warranty Period" for the warranties in Clause 1 shall mean the period of twenty (20) years, and for the warranty in Clause 2 shall mean ten (10) years, commencing on the date of substantial completion of the project or six months from the date of the initial shipment, whichever is sooner?
- Color measurements (delta E) are measured at 10 degrees and on exposed coated surfaces that have been cleaned of all external deposits including chalk and compared to the original unexposed coated surface. For comparison purposes, CAP will maintain a standard paint panel and/or documentation indicating color, gloss and other properties. It is understood that fading may not be uniform if the coated surfaces are not equally exposed to the sun and weathering elements. Prior to the determination of a gloss value using an angle of incidence of 60 degrees following ASTM D523, the surface must be cleaned using a 1% aqueous solution of a wetting agent with a soft sponge under light pressure.
- This warranty extends only to parts exposed to normal atmospheric conditions in the United States.
- A systematic maintenance program must be instituted to clean the surface periodically so as to prevent accumulations of salt deposits and harmful pollutants.
- This Warranty applies only if such painted material is installed in strict accordance with CAP's recommended practices and maintained in accordance with American Architectural Manufacturers Association (AAMA) Publication Number 610.1 "Voluntary Guide Specification for Cleaning and Maintenance of Architectural Painted Aluminum". AAMA Publication No. 610.1 will be furnished upon request.
- Maintenance: The cleaning recommendations for **Interpon D3000™** is an integral part of the warranty given for gloss, color retention, and chalking. The warranty requires that regular cleaning has to be performed periodically, at least once a year and twice a year for structures directly exposed to areas of high salt concentration, such as near a seashore.

Painted Finish Limited Warranty

D3000 Powder Coat Finish

The conditions are as follows:

- ◆ Clean water with slight amounts of mild alkaline detergents must be used.
- ◆ The cleaning effect maybe increased by rubbing with a soft, non-scratching cloth or cotton with modest pressure.
- ◆ The temperature of the parts to be cleaned must not exceed 80° F.
- ◆ For removal of grease and oily substances isopropyl alcohol may be used.
- ◆ The cleaning solution must not be allowed to react for more than one (1) hour.
- ◆ After cleaning the surfaces must be rinsed with clean, cold water.
- ◆ A proper maintenance record has to be kept and documented. This documentation must contain the following information:
 - ✓ Date
 - ✓ Name and address of performing party
 - ✓ Description of cleaning procedure and detergents used
 - ✓ Signature of person performing the cleaning procedure

This warranty does not extend to:

- a) Damage to the coating caused by moisture or other contamination during storage of the powder or substrate or application;
- b) Damage to the coating during handling, shipping, processing, installation, improper cleaning or maintenance, etc.;
- c) Damage caused by impact, external forces, abrasion, environmental pollution, acid rain, immersion in salt water, hail, abnormal weather conditions, exposure to excessive temperatures (in excess of 150 F), solvents or chemicals, tapes, sealants, acts of God or other abuse; or
- d) Damage due to other circumstances beyond CAP's control.

Claim Procedure

In the event of a claim, claimant shall demonstrate that the failure of the product was due to a breach of this warranty and furnish proof of purchase of the defective CAP product. Claims must be made in writing within thirty (30) days after the customer becomes aware of the failure or potential failure of the coating. CAP must be given an opportunity to inspect the substrate and coating that form the basis for the claim.

The sole and exclusive remedy with respect to this Warranty shall be repair or replacement of the defective material or repayment by CAP of the purchase price paid therefore. CAP reserves the right to select the remedy.

The foregoing is extended solely to the Customer and is granted IN LIEU OF ALL OTHER GUARANTEES AND WARRANTIES, EXPRESSED OR IMPLIED, INCLUDING, WITHOUT THE GENERALITY OF THE FOREGOING, ANY GUARANTEE OR WARRANTY OF MERCHANTABILITY OF FITNESS FOR A PARTICULAR PURPOSE.

Coral Architectural Products

Representative

Customer Service Manager
Title

To Be Advised
Date

TERMS AND CONDITIONS OF SALE

- 1. Acceptance of Orders and Minimum Charge** – All orders are subject to credit approval and acceptance by the Seller. Minimum charge is \$50.00 net per order.
- 2. Acceptance of Terms** – Should the Buyer object to any of the Seller's terms and conditions, the Buyer must forward objections in writing to the Seller together with Buyer's purchase order or request for quotation. If a written objection is not received by the Seller, and accepted in writing by an officer of the Seller, the Buyer shall be deemed to have assented to all of the Seller's terms and conditions. None of the Buyer's terms and conditions are acceptable to the Seller unless the Buyer's terms and conditions are agreed to in writing by an officer of the Seller prior to the acceptance of the Buyer's order or as a part of the Seller's job quotation. Otherwise, the sale is conditioned upon the Buyer's acceptance of the Seller's terms and conditions and any orders accepted by the Seller are accepted and conditioned upon the Seller's terms and conditions as the only terms and conditions applicable to the sale. None of the terms and conditions in the Buyer's purchase order, acknowledgement form, confirmation or other document issued by the Buyer which conflict with the Seller's terms and conditions, or increase the Seller's obligations, shall be binding on the Seller unless specifically identified and accepted in writing by an officer of the Seller.
- 3. Claims** – Claims by the Buyer for defective materials or workmanship must be submitted in writing to the seller within ten (10) working days after receipt of shipment. Unauthorized back charges, claims, deducts, or withheld payments will not be accepted. The Seller shall have the exclusive right to select the final remedy for defective material, which will be expressly limited to the repair, replacement, or repayment of the original purchase price paid by the Buyer upon return of the material to the Seller. Seller shall not be liable for any penal, incidental or consequential damages.
- 4. Back Orders** – Back orders or any portion of the order omitted from the original shipment will be invoiced at the same price, terms, and conditions as if it were part of the original shipment.
- 5. Cancellations and Returns** – Cancellation and return of custom orders will result in substantial cost to the Buyer. The Seller will issue a credit for the scrap value only on these orders. Return or cancellation of standing stock items may be made provided the Seller has issued prior written authorization. Returns must have an Return Material Authorization number (RMA) assigned by Seller. Any standard stock material received in a resalable condition will be credited based on a 20% restocking charge of the Seller's sale price with a minimum charge of \$100.00 net. The customer must pay all freight charges on returned goods. No material will be accepted for return beyond 60 days from the original shipment date.
- 6. Change Orders** – Orders shall not be amended, modified or rescinded except by written change order signed by an authorized official of each party expressly referring to a specific change and order. All change orders affecting completed or in-process work on the Buyer's original order will be subject to a change order charge to be determined by the Seller.
- 7. Clerical Errors** – Clerical and arithmetical errors are subject to correction by the Seller.
- 8. Credit Extension** – No credit will be extended by the Seller unless the Buyer's credit has been approved and is satisfactory at the time of shipment. The Seller reserves the right, at any time, to revoke credit extended should Buyer fail to pay for goods when due or for any other reason deemed sufficient by the Seller.
- 9. Delays in Shipping** – Seller will use its best effort to ship goods ordered by Buyer on scheduled shipping dates. Seller shall not be liable to Buyer for damages for late shipments nor shall the validity of the agreement be affected by Force Majeure; meaning acts of God, fire, war, civil commotion, strikes, shortages of labor or materials, casualties, or any other conditions beyond the control of Seller. If a Buyer elects to delay shipment of goods later than the original shipping date, the Seller may invoice Buyer on original shipping date and Buyer agrees to pay as if the goods were timely shipped. Buyer also agrees to pay reasonable storage charges in the event of such delayed shipping.

- 10. Design Responsibility** – The Seller’s continuing endeavor to provide the best in product technology requires Seller to retain the right to change or modify its products without prior notice. The product illustrations used in the Seller’s brochures and catalogs are for identification only and may not represent the size or proportions by comparisons. If any material shall be manufactured or sold by the Seller to meet the Buyer’s specifications or requirements and is not part of the Seller’s standard line offered to the general trade in the usual course of the Seller’s business, then the Buyer agrees to indemnify, defend, protect and hold harmless the Seller against all claims, damages and lawsuits for actual or alleged infringement of any U.S. or foreign patent.
- 11. Entire Contract** – These terms and conditions reflect the entire agreement between the Seller and Buyer and supersedes all prior negotiations and agreements, oral or written. The agreements reflected herein may not be modified or altered except by a written agreement signed by officers of both the Seller and Buyer.
- 12. Indemnification** – Buyer waives and agrees that in the event of any breach of this agreement by Seller. Seller shall not be responsible to Buyer or any third parties for any incidental or consequential damages suffered by Buyer or third parties other than the Seller’s exclusive right to select the final remedy which will be expressly limited to the repair, replacement or repayment of the original purchase price paid by the Buyer. In the event of a claim for consequential or incidental damages, Buyer agrees to indemnify and hold harmless the Seller from such claims and damages.
- 13. Jurisdiction and Governing Law** – (Laws of State of Alabama) Any controversy or claims arising from or relating to this contract shall be settled by arbitration in accordance with the Commercial Arbitration rules of the American Arbitration Association, and judgment upon the award rendered may be entered in court having jurisdiction thereof.
- 14. Late Payment** – Unless otherwise expressly provided, all payments are Net 30 Days after date of invoice. Seller may at any time require payment in advance or satisfactory security that invoices will be paid when due, if in the Seller’s judgment the same becomes necessary. All orders are subject to credit approval and to acceptance by Seller. If payment is not made when due, 1 % per month interest will be charged thereon from the due date until paid.
- 15. Limitation of Liability** – The Seller’s only liability for defective materials shall be limited to the Seller’s exclusive right to select the final remedy which will be expressly limited to the repair, replacement or repayment of the original purchase price by the Buyer. Repayment is to be made to the Buyer upon return of defective material to the Seller. Under no circumstances will any job site repairs or replacements be made or labor charges for same be accepted.

Page Left Intentionally Blank

Section A
ENTRANCES
Table of Contents

Entrances..... A1
Adds, Substitutions and Modifications..... A2
Standard Loose Hardware..... A3

Page Left Intentionally Blank

Section A1 Table of Contents

ENTRANCES **Doors and Frames**

Entrance Door Handing Information	1
Door Types and Descriptions.....	2
Entrance Door and Numbering Information.....	3
Push/Pull Hardware Options	4
Glass Sizes	5
Standard Hardware Locations	6-7
Offset Pivot Doors and Frames.....	8-11
Offset Pivot CVR Panic Doors and Frames	12-15
Offset Pivot Offset Arm Assembly Doors and Frames	16-19
Offset Pivot CVR Panic Offset Arm Assembly Doors and Frames.....	20-23
Butt Hinge Door and Frames	24-27
Butt Hinge CVR Panic Doors and Frames.....	28-31
Butt Hinge Offset Arm Assembly Doors and Frames	32-35
Butt Hinge CVR Panic Offset Arm Assembly Doors and Frames	36-39
Center Pivot Doors and Frames.....	40-43
Showroom Doors and Frames	44-47

Page Left Intentionally Blank

Commercial aluminum storefront and entrance doors are primarily designed for:

1. Exterior applications
2. To swing or open out
3. In the case of double acting doors, to swing in and out

Because of the design, and due to building codes and life safety laws prohibiting such, single acting doors may never swing inward when installed in an exterior application. However, when used for interior applications (Example: Interior office doors), unless prevented by a particular building code, doors may swing in, or open to the interior.

HAND: All single acting swing doors are handed. The hand of a single acting swing door indicates which side it is hinged on (or will swing from) and the direction in which it is to swing. When determining the hand of a door, it should be viewed from the exterior. It will either be hinged on its left side, or hinged on its right side, and (for exterior applications) will always swing out. For interior applications, it may swing in.

The “hand” of a door is designated as follows.

For **Exterior applications** (as viewed from the exterior):

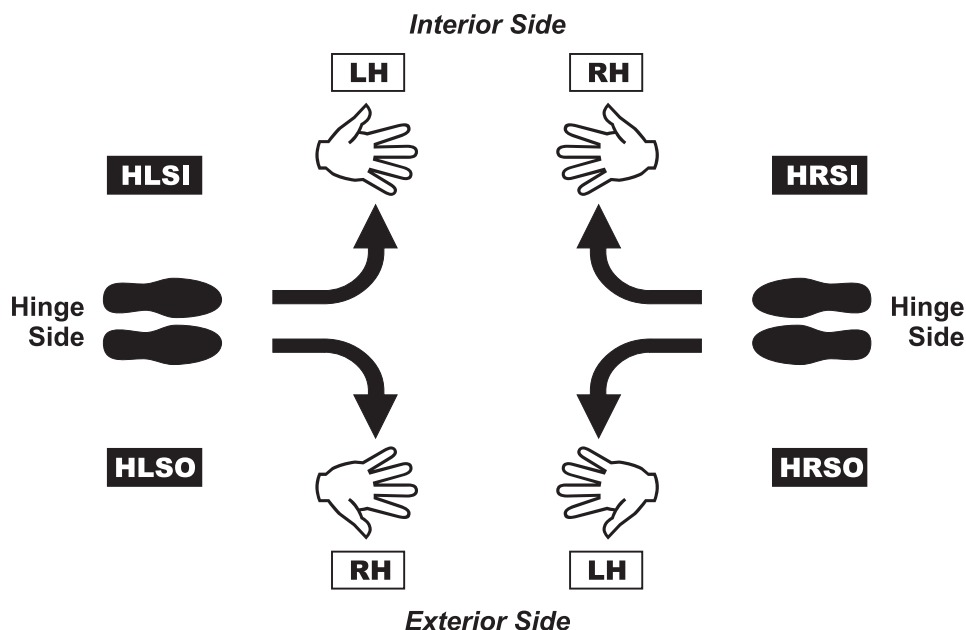
1. HL SO Hinge Left Swing Out = RH (Right Hand Door)
2. HR SO Hinge Right Swing Out = LH (Left Hand Door)

For **Interior applications** (as viewed from the exterior):

1. HL SO Hinge Left Swing Out = RH (Right Hand Door)
2. HR SI Hinge Right Swing In = RH (Right Hand Door)
3. HR SO Hinge Right Swing Out = LH (Left Hand Door)
4. HL SI Hinge Left Swing In = LH (Left Hand Door)

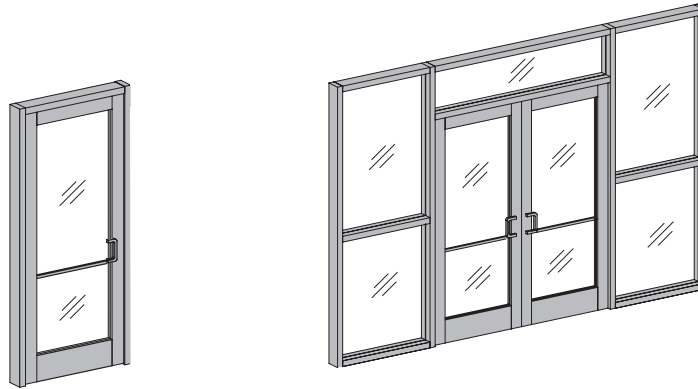
SINGLE ACTING commercial aluminum entrances are designed for exterior applications and to open or “swing” in an outward direction. To determine the “hand” of a single acting entrance, envision placing your back against the hinge side of the opening and extend whichever hand would be appropriate for the direction the door opens.

Only entrances used in interior applications are allowed to swing in an inward direction. The same method described above for determining the “hand” of the door applies



Entrances

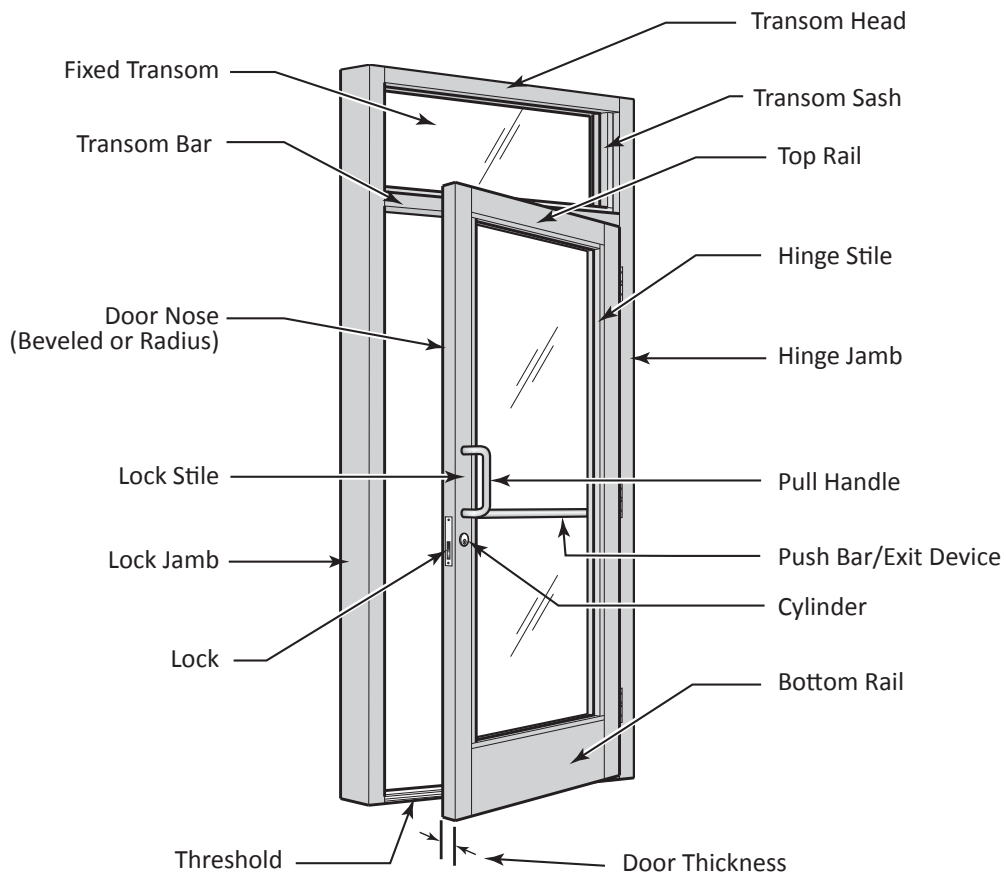
Door Types & Descriptions



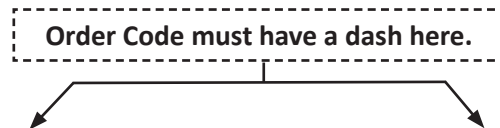
Aluminum Entrance Doors	VERTICAL STILE	TOP RAIL	BOTTOM RAIL	RECOMMENDED LIMITATIONS	TRAFFIC APPLICATION
Series 213 Narrow Stile	2 1/8"	2 1/4"	4"	3'-3" x 8'-0"	Normal
Series 380 Medium Stile	3 3/4"	4"	7 1/2"	3'-6" x 9'-0"	Moderate
Series 500 Wide Stile	5"	4"	7 1/2"	3'-6" x 9'-0"	Heavy

Note: Entrance doors exceeding 3'-6" in width or 7'-6" in height require an intermediate butt hinge or pivot.

COMMON DOOR AND FRAME DESCRIPTIONS



**DOOR
PART NUMBER
INFORMATION**



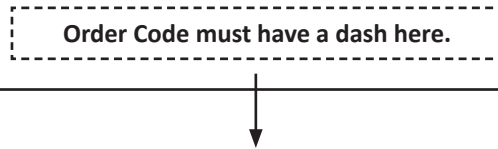
D.O.W. (Inches)	D.O.H. (Inches)	STILE WIDTH	SWING & HINGING	ADDED HARDWARE	FINISH CODE
36 <i>(Specify)</i>	84 <i>(Specify)</i>	<i>(Select)</i>	C <i>(Select)</i>	O <i>(Select)</i>	11 <i>(Select)</i>
DOOR OPENING WIDTH	DOOR OPENING HEIGHT	NARROW = LEAVE BLANK MEDIUM = MS WIDE = WS	FROM CHART 1	P = CVR PANIC O = OFFSET ARM	#11 CLEAR #21 BRONZE # 81 White PC #99 2604 PC #89 2605 PC

For example: (3684-CYO-11)

The above example depicts a 3684 Right Hand Offset Pivot Door with **D108** Bottom Rail for Offset Arm in Clear Anodized Finish

NOTE: After "Swing and Hinging" Code, Add "Y" for **D108** or "Z" for **D109** Bottom Rail Substitutions. (**D108** is standard on Series 380 and 500 doors)

**FRAME
PART NUMBER
INFORMATION**



D.O.W. (INCHES)	D.O.H. (Inches)	SWING & HINGING	ADDED HARDWARE	FRAME TYPE	FINISH CODE
36 <i>(Specify)</i>	84 <i>(Specify)</i>	C <i>(Select)</i>	O <i>(Select)</i>	F2 <i>(Select)</i>	11 <i>(Select)</i>
DOOR OPENING WIDTH	DOOR OPENING HEIGHT	FROM CHART 1	P= PANIC O= OFFSET ARM	F2= FRAME FT2= FRAME W/TRANSOM F3= FRAME FT3= FRAME W/TRANSOM	#11 CLEAR #21 BRONZE # 81 White PC #99 2604 PC #89 2605 PC

For example: (3684-C-F2-11)


The above example depicts a 3684 Right Hand Offset Pivot Frame in Clear Anodized Finish

F2 = 1 3/4" x 4 1/2" Frame
FT2 = 1 3/4" x 4 1/2" Frame w/ Transom
F3 = 2" x 4 1/2" Frame
FT3 = 2" x 4 1/2" Frame w/ Transom

CHART 1

	BUTT HINGE	OFFSET PIVOT	CENTER PIVOT
RIGHT HAND SINGLE	A	C	G
LEFT HAND SINGLE	B	D	H
PAIR OF DOORS	J	K	M

Traditional Hardware
Standard on all Doors



Clear Push/Pull is standard on clear and powder coated doors.
Champagne Push/Pull is standard on bronze doors.

GLASS SIZES FOR SERIES 213, SERIES 380 AND SERIES 500 STANDARD ENTRANCE DOORS

DOOR OPENING	STILE TYPE	TOP RAIL (PART NUMBER)	TOP RAIL HEIGHT	BOTTOM RAIL (PART NUMBER)	BOTTOM RAIL HEIGHT	STILE WIDTH	GLASS SIZE
3684 or 7284	NS213	D101	2 ¼"	D102	4"	2 ½"	31 ½" x 76 ½"
3684 or 7284	NS213	D102	4"	D102	4"	2 ½"	31 ½" x 74 ¼"
3684 or 7284	NS213	D101	2 ¼"	D108	7 ½"	2 ½"	31 ½" x 73"
3684 or 7284	NS213	D101	2 ¼"	D109	9 ½"	2 ½"	31 ½" x 71"
3684 or 7284	MS380	D102	4"	D108	7 ½"	3 ¾"	27 ⅞" x 71 ¼"
3684 or 7284	WS500	D102	4"	D108	7 ½"	5"	25 ⅜" x 71 ¼"
3684 or 7284	MS380	D102	4"	D109	9 ½"	3 ¾"	27 ⅞" x 69 ¼"
3684 or 7284	WS500	D102	4"	D109	9 ½"	5"	25 ⅜" x 69 ¼"
4284 or 8484	NS213	D101	2 ¼"	D102	4"	2 ½"	37 ½" x 76 ½"
4284 or 8484	NS213	D102	4"	D102	4"	2 ½"	37 ½" x 74 ¼"
4284 or 8484	NS213	D101	2 ¼"	D108	7 ½"	2 ½"	37 ½" x 73"
4284 or 8484	NS213	D101	2 ¼"	D109	9 ½"	2 ½"	37 ½" x 71"
4284 or 8484	MS380	D102	4"	D108	7 ½"	3 ¾"	33 ⅞" x 71 ¼"
4284 or 8484	WS500	D102	4"	D108	7 ½"	5"	31 ⅜" x 71 ¼"
4284 or 8484	MS380	D102	4"	D109	9 ½"	3 ¾"	33 ⅞" x 69 ¼"
4284 or 8484	WS500	D102	4"	D109	9 ½"	5"	31 ⅜" x 69 ¼"

GLASS WIDTH FORMULAS (inches)

SINGLE or PAIR	FORMULA
Single	NS213= D.O.W. minus 4 ⅞"
Pair	NS213= D.O.W. divided by 2 minus 4 ⅞"
Single	MS380= D.O.W. minus 8 ⅞"
Pair	MS380= D.O.W. divided by 2 minus 8 ⅞"
Single	WS500= D.O.W. minus 10 ⅞"
Pair	WS500= D.O.W. divided by 2 minus 10 ⅞"

Note: D.O.W. = Door Opening Width

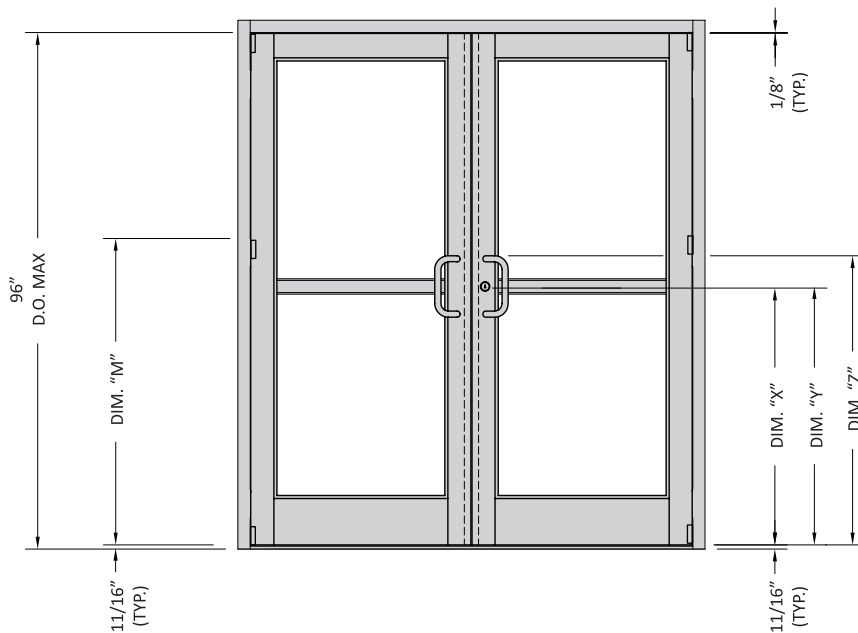
GLASS HEIGHT FORMULAS (inches)

STEP #			EXAMPLE	
1)	D.O.H. Door Height dimension specified is:		84"	
2)	Deduct clearance at Door Frame Header:	- ⅞"	(- ⅞")	N/A
3)	Deduct Top Rail dimension:	Select	(- 2 ¼")	Part # = (D101)
4)	Deduct Bottom Rail dimension:	Select	(- 4")	Part # = (D102)
5)	Deduct clearance between Bottom of Door and Top of Threshold:	- ⅜"	(- ⅜")	N/A
6)	Deduct for height of Threshold:	- ½"	(- ½")	Part # = (TH4)
7)	Deduct for Glass Bite and Setting Block:	- ⅜"	(- ⅜")	N/A
Note: D.O.H. = Door Opening Height		Glass Height	(76 ½")	

Entrances

Hardware Locations

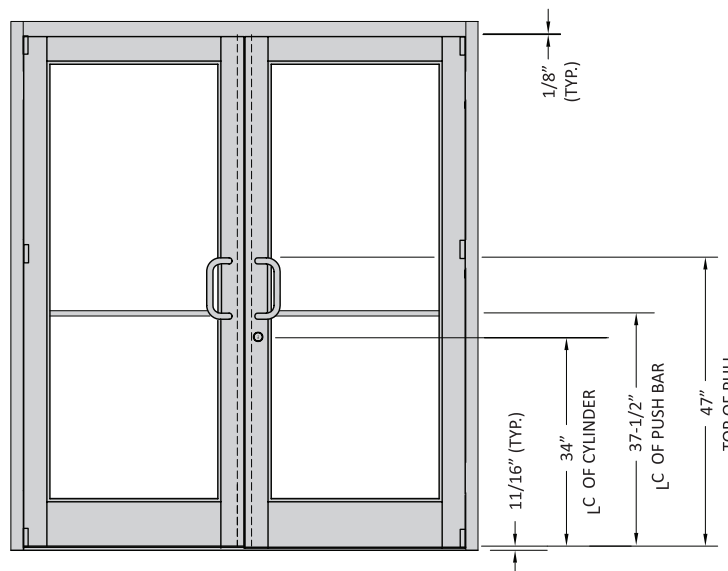
Offset Pivots



OFFSET INTERMEDIATE PIVOT LOCATION	
D.O. HEIGHT	DIM. "M"
	Offset Pivot
84"	43 ^{-27/32"}
96"	49 ^{-27/32"}

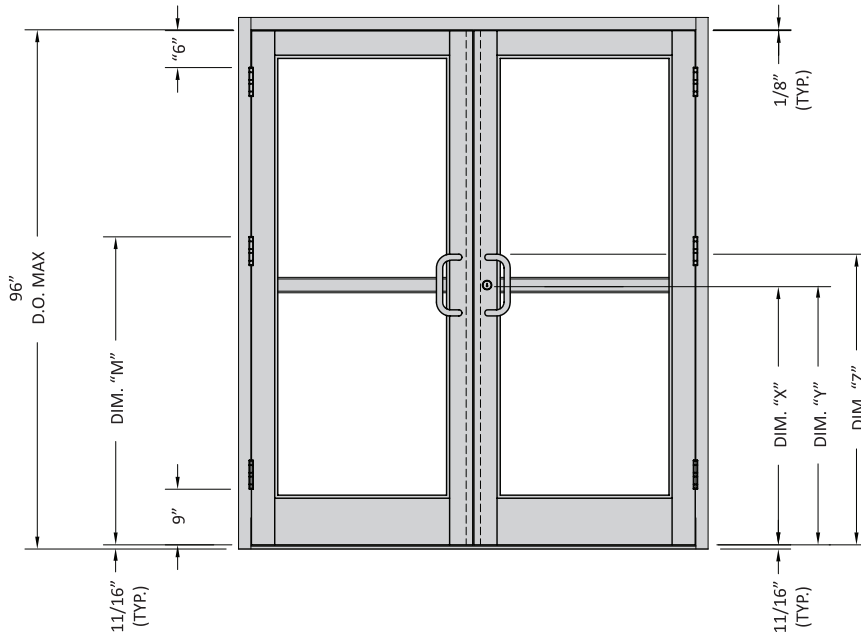
Note: D.O.H. exceeding 90" or D.O.W. exceeding 42" require an intermediate offset pivot.

HARDWARE LOCATIONS FOR PANIC DOORS				
MANUFACTURER	PANIC DEVICE	DIM "X" OF CYLINDER	DIM "Y" OF PANIC	DIM "Z" TOP OF PULL
FIRST CHOICE	3192 Mid Panel	39 ⁵ / ₃₂ "	41 ³ / ₃₂ "	44 ⁵ / ₃₂ "
FIRST CHOICE	3692 C.V.R.	41 ⁹ / ₁₆ "	40 ⁵ / ₈ "	46 ⁹ / ₁₆ "
FIRST CHOICE	3792 RIM	41 ⁹ / ₁₆ "	41 ⁵ / ₁₆ "	46 ⁹ / ₁₆ "



Note: Medium Stile Doors used for Illustration Purposes. Hardware locations are similar for Narrow and Wide Stile Doors

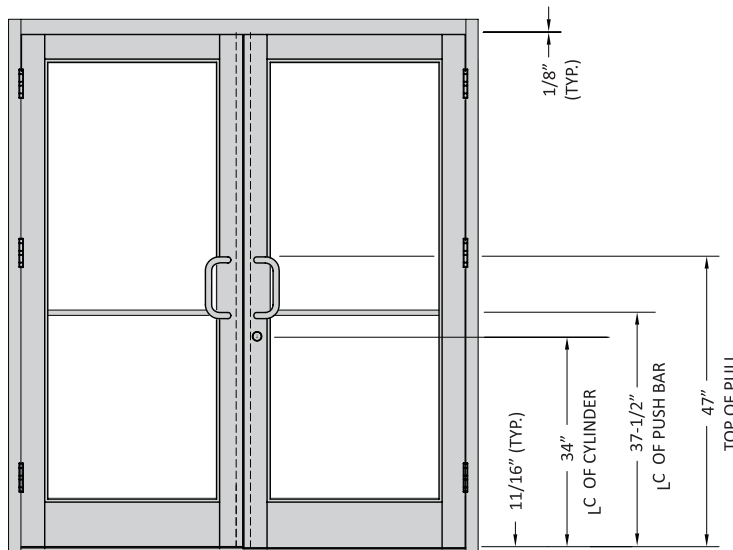
Butt Hinge



INTERMEDIATE HINGE	
D.O. HEIGHT	DIM. "M"
	BUTT HINGE
84"	45 ¹¹ / ₃₂ "
96"	51 ¹¹ / ₃₂ "

Note: D.O.H. exceeding 90" or D.O.W. exceeding 42" require an intermediate hinge.

HARDWARE LOCATIONS FOR PANIC DOORS				
MANUFACTURER	PANIC DEVICE	☉ DIM "X" OF CYLINDER	☉ DIM "Y" OF PANIC	DIM "Z" TOP OF PULL
FIRST CHOICE	3192 Mid Panel	39 ⁵ / ₃₂ "	41 ³ / ₃₂ "	44 ⁵ / ₃₂ "
FIRST CHOICE	3692 C.V.R.	41 ⁹ / ₁₆ "	40 ⁵ / ₈ "	46 ⁹ / ₁₆ "
FIRST CHOICE	3792 RIM	41 ⁹ / ₁₆ "	41 ⁵ / ₁₆ "	46 ⁹ / ₁₆ "



Note: Medium Stile Doors used for Illustration Purposes. Hardware locations are similar for Narrow and Wide Stile Doors

Entrances

Standard Doors • Offset Pivot

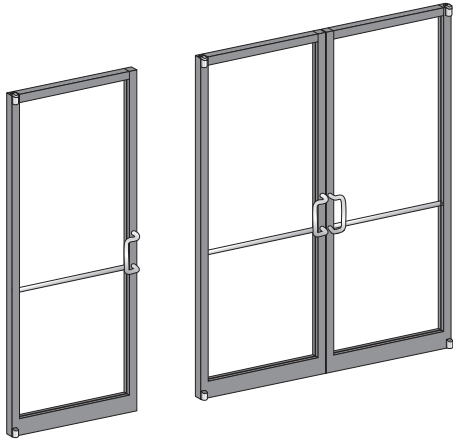
Offset Pivot Door Package Includes

- Traditional 1" rd Pull/Push Hardware
- Glass Stops for ¼" Glazing
- Top & Bottom Door Pivots
- MS Hook Bolt - Single or Active Leaf
- Top & Bottom Flush Bolts Inactive Leaf
- Keyed Cylinder Exterior
- Thumb Turn Interior

Note: Reference Hardware Section of the Price Catalog for Door Closers and Loose Hardware Items not included in Standard Entrance section.

Note: All Hardware on Powder coat products is furnished in a standard clear finish.

Order Number Example: 3684MS-D (Size and Series) - (Hand or Pair)



SERIES 213 NARROW STILE						
HAND	DESCRIPTION	FINISH CODE / DOOR PRICE				
		#11 CLEAR	#21 BRONZE	#81 WHITE	#2604 POWDER	#2605 POWDER
RH	3684-C	\$595	\$695	\$595	Please Inquire	Please Inquire
LH	3684-D	\$595	\$695	\$595	Please Inquire	Please Inquire
RH	4284-C	\$707	\$740	\$724	Please Inquire	Please Inquire
LH	4284-D	\$707	\$740	\$724	Please Inquire	Please Inquire
PAIR	7284-K	\$1343	\$1434	\$1183	Please Inquire	Please Inquire



SERIES 380 MEDIUM STILE						
HAND	DESCRIPTION	FINISH CODE / DOOR PRICE				
		#11 CLEAR	#21 BRONZE	#81 WHITE	#2604 POWDER	#2605 POWDER
RH	3684MS-C	\$740	\$777	\$762	Please Inquire	Please Inquire
LH	3684MS-D	\$740	\$777	\$762	Please Inquire	Please Inquire
RH	4284MS-C	\$789	\$821	\$804	Please Inquire	Please Inquire
LH	4284MS-D	\$789	\$821	\$804	Please Inquire	Please Inquire
PAIR	7284MS-K	\$1,553	\$1,634	\$1,602	Please Inquire	Please Inquire



SERIES 500 WIDE STILE						
HAND	DESCRIPTION	FINISH CODE / DOOR PRICE				
		#11 CLEAR	#21 BRONZE	#81 WHITE	#2604 POWDER	#2605 POWDER
RH	3684WS-C	\$810	\$849	\$832	Please Inquire	Please Inquire
LH	3684WS-D	\$810	\$849	\$832	Please Inquire	Please Inquire
RH	4284WS-C	\$922	\$965	\$945	Please Inquire	Please Inquire
LH	4284WS-D	\$922	\$965	\$945	Please Inquire	Please Inquire
PAIR	7284WS-K	\$1661	\$1,743	\$1,708	Please Inquire	Please Inquire

Note: Add "DM001" to substitute DG101 Glass Stops used for 1" Insulated Glass.

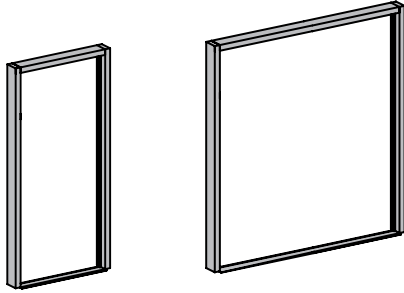
- Offset Pivot Frame Package Includes**
- 1 1/4" or 2" x 4 1/2" Open Back Frame
 - Snap-in DS200 Door Stop w/pile
 - 1/2" x 4" Threshold – Mill Finish

- Prep for Top & Bottom Pivots
- Prep for Top & Bottom Flush Bolts (pair)
- Frame assembly fastener package


- Threshold
- Top & Bottom
- Prep for L

Note: All Hardware on Powder coat products is furnished in a standard clear finish.
Note: Standard Frame Height for Transom Frames = 10'-5 1/2".

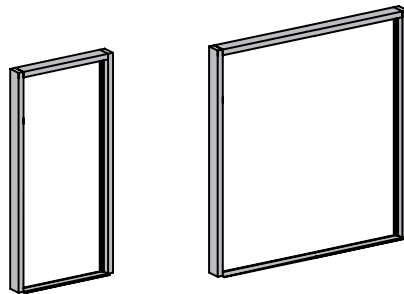
Order Number Example: 3684-D-FT2 (Size) - (Hand or Pair) - (Type)




FL200 DOOR FRAME (Non-Transom)						
HAND	DESCRIPTION	FINISH CODE / FRAME PRICE				
		#11 CLEAR	#21 BRONZE	#81 WHITE	#2604 POWDER	#2605 POWDER
RH	3684-C-F2	\$384	\$412	\$364	Please Inquire	Please Inquire
LH	3684-D-F2	\$384	\$412	\$364	Please Inquire	Please Inquire
RH	4284-C-F2	\$401	\$416	\$408	Please Inquire	Please Inquire
LH	4284-D-F2	\$401	\$416	\$408	Please Inquire	Please Inquire
PAIR	7284-K-F2	\$464	\$495	\$443	Please Inquire	Please Inquire



FL200 DOOR FRAME WITH TRANSOM						
HAND	DESCRIPTION	FINISH CODE / FRAME PRICE				
		#11 CLEAR	#21 BRONZE	#81 WHITE	#2604 POWDER	#2605 POWDER
RH	3684-C-FT2	\$555	\$598	\$483	Please Inquire	Please Inquire
LH	3684-D-FT2	\$555	\$598	\$483	Please Inquire	Please Inquire
RH	4284-C-FT2	\$581	\$604	\$591	Please Inquire	Please Inquire
LH	4284-D-FT2	\$581	\$604	\$591	Please Inquire	Please Inquire
PAIR	7284-K-FT2	\$672	\$726	\$604	Please Inquire	Please Inquire



FL300 DOOR FRAME (Non-Transom)						
HAND	DESCRIPTION	FINISH CODE / FRAME PRICE				
		#11 CLEAR	#21 BRONZE	#81 WHITE	#2604 POWDER	#2605 POWDER
RH	3684-C-F3	\$257	\$302	\$267	Please Inquire	Please Inquire
LH	3684-D-F3	\$257	\$302	\$267	Please Inquire	Please Inquire
RH	4284-C-F3	\$287	\$305	\$299	Please Inquire	Please Inquire
LH	4284-D-F3	\$287	\$305	\$299	Please Inquire	Please Inquire
PAIR	7284-K-F3	\$313	\$366	\$325	Please Inquire	Please Inquire



FL300 DOOR FRAME WITH TRANSOM						
HAND	DESCRIPTION	FINISH CODE / FRAME PRICE				
		#11 CLEAR	#21 BRONZE	#81 WHITE	#2604 POWDER	#2605 POWDER
RH	3684-C-FT3	\$621	\$668	\$538	Please Inquire	Please Inquire
LH	3684-D-FT3	\$621	\$668	\$538	Please Inquire	Please Inquire
RH	4284-C-FT3	\$649	\$677	\$663	Please Inquire	Please Inquire
LH	4284-D-FT3	\$649	\$677	\$663	Please Inquire	Please Inquire
PAIR	7284-K-FT3	\$734	\$791	\$665	Please Inquire	Please Inquire

Entrances

Standard Doors • Offset Pivot

Offset Pivot Door Package Includes

- Traditional 1" rd Pull/Push Hardware
- Glass Stops for ¼" Glazing
- Top, Bottom & Intermediate Door Pivots
- MS Hook Bolt - Single or Active Leaf
- Top & Bottom Flush Bolts Inactive Leaf
- Keyed Cylinder Exterior
- Thumb Turn Interior

*Note: Reference Hardware Section of the Price Catalog for Door Closers and Loose Hardware Items not included in Standard Entrance section.
Note: All Hardware on Powder coat products is furnished in a standard clear finish.*

Order Number Example: **3696MS-D** (Size and Series) - (Hand or Pair)



SERIES 213 NARROW STILE						
HAND	DESCRIPTION	FINISH CODE / DOOR PRICE				
		#11 CLEAR	#21 BRONZE	#81 WHITE	#2604 POWDER	#2605 POWDER
RH	3696-C	\$763	\$805	\$789	Please Inquire	Please Inquire
LH	3696-D	\$763	\$805	\$789	Please Inquire	Please Inquire
RH	4296-C	\$812	\$845	\$828	Please Inquire	Please Inquire
LH	4296-D	\$812	\$845	\$828	Please Inquire	Please Inquire
PAIR	7296-K	\$1,575	\$1,658	\$1,624	Please Inquire	Please Inquire



SERIES 380 MEDIUM STILE						
HAND	DESCRIPTION	FINISH CODE / DOOR PRICE				
		#11 CLEAR	#21 BRONZE	#81 WHITE	#2604 POWDER	#2605 POWDER
RH	3696MS-C	\$846	\$888	\$870	Please Inquire	Please Inquire
LH	3696MS-D	\$846	\$888	\$870	Please Inquire	Please Inquire
RH	4296MS-C	\$899	\$934	\$915	Please Inquire	Please Inquire
LH	4296MS-D	\$899	\$934	\$915	Please Inquire	Please Inquire
PAIR	7296MS-K	\$1,764	\$1,857	\$1,820	Please Inquire	Please Inquire



SERIES 500 WIDE STILE						
HAND	DESCRIPTION	FINISH CODE / DOOR PRICE				
		#11 CLEAR	#21 BRONZE	#81 WHITE	#2604 POWDER	#2605 POWDER
RH	3696WS-C	\$922	\$965	\$945	Please Inquire	Please Inquire
LH	3696WS-D	\$922	\$965	\$945	Please Inquire	Please Inquire
RH	4296WS-C	\$975	\$1011	\$990	Please Inquire	Please Inquire
LH	4296WS-D	\$975	\$1011	\$990	Please Inquire	Please Inquire
PAIR	7296WS-K	\$1,890	\$1,979	\$1,939	Please Inquire	Please Inquire

Note: Add "DM001" to substitute DG101 Glass Stops used for 1" Insulated Glass.

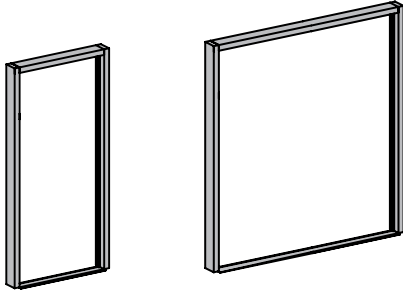
Offset Pivot Frame Package Includes

- 1½" or 2" x 4½" Open Back Frame
- Snap-in DS200 Door Stop w/pile
- ½" x 4" Threshold – Mill Finish
- Threshold Clips
- Top & Bottom Frame Pivots
- Prep for Lock Strike
- Prep for Top, Bottom & Intermediate Pivots
- Prep for Top & Bottom Flush Bolts (pair)
- Frame assembly fastener package


Note: All Hardware on Powder coat products is furnished in a standard clear finish.

Note: Standard Frame Height for Transom Frames = 10'-5 ½".


Order Number Example: 3696-D-FT2 (Size) - (Hand or Pair) - (Type)




FL200 DOOR FRAME (Non-Transom)						
HAND	DESCRIPTION	FINISH CODE / FRAME PRICE				
		#11 CLEAR	#21 BRONZE	#81 WHITE	#2604 POWDER	#2605 POWDER
RH	3696-C-F2	\$441	\$458	\$448	Please Inquire	Please Inquire
LH	3696-D-F2	\$441	\$458	\$448	Please Inquire	Please Inquire
RH	4296-C-F2	\$450	\$467	\$457	Please Inquire	Please Inquire
LH	4296-D-F2	\$450	\$467	\$457	Please Inquire	Please Inquire
PAIR	7296-K-F2	\$528	\$546	\$535	Please Inquire	Please Inquire



FL200 DOOR FRAME WITH TRANSOM						
HAND	DESCRIPTION	FINISH CODE / FRAME PRICE				
		#11 CLEAR	#21 BRONZE	#81 WHITE	#2604 POWDER	#2605 POWDER
RH	3696-C-FT2	\$594	\$616	\$604	Please Inquire	Please Inquire
LH	3696-D-FT2	\$594	\$616	\$604	Please Inquire	Please Inquire
RH	4296-C-FT2	\$608	\$623	\$619	Please Inquire	Please Inquire
LH	4296-D-FT2	\$608	\$623	\$619	Please Inquire	Please Inquire
PAIR	7296-K-FT2	\$719	\$747	\$731	Please Inquire	Please Inquire



FL300 DOOR FRAME (Non-Transom)						
HAND	DESCRIPTION	FINISH CODE / FRAME PRICE				
		#11 CLEAR	#21 BRONZE	#81 WHITE	#2604 POWDER	#2605 POWDER
RH	3696-C-F3	\$453	\$469	\$460	Please Inquire	Please Inquire
LH	3696-D-F3	\$453	\$469	\$460	Please Inquire	Please Inquire
RH	4296-C-F3	\$461	\$479	\$469	Please Inquire	Please Inquire
LH	4296-D-F3	\$461	\$479	\$469	Please Inquire	Please Inquire
PAIR	7296-K-F3	\$541	\$565	\$553	Please Inquire	Please Inquire



FL300 DOOR FRAME WITH TRANSOM						
HAND	DESCRIPTION	FINISH CODE / FRAME PRICE				
		#11 CLEAR	#21 BRONZE	#81 WHITE	#2604 POWDER	#2605 POWDER
RH	3696-C-FT3	\$649	\$675	\$661	Please Inquire	Please Inquire
LH	3696-D-FT3	\$649	\$675	\$661	Please Inquire	Please Inquire
RH	4296-C-FT3	\$663	\$689	\$675	Please Inquire	Please Inquire
LH	4296-D-FT3	\$663	\$689	\$675	Please Inquire	Please Inquire
PAIR	7296-K-FT3	\$769	\$801	\$784	Please Inquire	Please Inquire

Entrances

Standard Doors • Offset Pivot/Panic

Offset Pivot CVR Panic Door Package Includes

- Traditional 1" rd Panic Pull
- Glass Stops for ¼" Glazing
- Top & Bottom Door Pivots
- DH3692 CVR Touch Bar Panic(s)
- Keyed Cylinder Exterior - Single or Active Leaf

*Note: Reference Hardware Section of the Price Catalog for Door Closers and Loose Hardware Items not included in Standard Entrance section.
Note: All Hardware on Powder coat products is furnished in a standard clear finish.*

Order Number Example: **3684MS-DP** (Size and Series) - (Hand or Pair)



SERIES 213 NARROW STILE						
HAND	DESCRIPTION	FINISH CODE / DOOR PRICE				
		#11 CLEAR	#21 BRONZE	#81 WHITE	#2604 POWDER	#2605 POWDER
RH	3684-CP	\$1041	\$1076	\$929	Please Inquire	Please Inquire
LH	3684-DP	\$1041	\$1076	\$929	Please Inquire	Please Inquire
RH	4284-CP	\$1091	\$1119	\$1097	Please Inquire	Please Inquire
LH	4284-DP	\$1091	\$1119	\$1097	Please Inquire	Please Inquire
PAIR	7284-KP	\$2,130	\$2,200	\$1,896	Please Inquire	Please Inquire



SERIES 380 MEDIUM STILE						
HAND	DESCRIPTION	FINISH CODE / DOOR PRICE				
		#11 CLEAR	#21 BRONZE	#81 WHITE	#2604 POWDER	#2605 POWDER
RH	3684MS-CP	\$1,137	\$1,167	\$1,143	Please Inquire	Please Inquire
LH	3684MS-DP	\$1,137	\$1,167	\$1,143	Please Inquire	Please Inquire
RH	4284MS-CP	\$1,171	\$1,200	\$1,176	Please Inquire	Please Inquire
LH	4284MS-DP	\$1,171	\$1,200	\$1,176	Please Inquire	Please Inquire
PAIR	7284MS-KP	\$2,352	\$2,413	\$2,365	Please Inquire	Please Inquire



SERIES 500 WIDE STILE						
HAND	DESCRIPTION	FINISH CODE / DOOR PRICE				
		#11 CLEAR	#21 BRONZE	#81 WHITE	#2604 POWDER	#2605 POWDER
RH	3684WS-CP	\$1,207	\$1,238	\$1,213	Please Inquire	Please Inquire
LH	3684WS-DP	\$1,207	\$1,238	\$1,213	Please Inquire	Please Inquire
RH	4284WS-CP	\$1,241	\$1,272	\$1,246	Please Inquire	Please Inquire
LH	4284WS-DP	\$1,241	\$1,272	\$1,246	Please Inquire	Please Inquire
PAIR	7284WS-KP	\$2,460	\$2,523	\$2,473	Please Inquire	Please Inquire

Note: Add "DM001" to substitute DG101 Glass Stops used for 1" Insulated Glass.

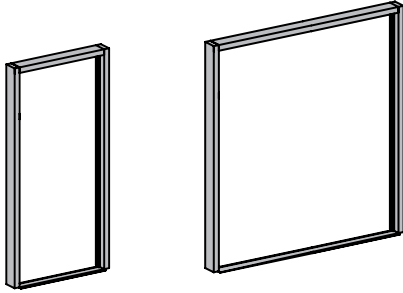
Offset Pivot CVR Panic Frame Package Includes

- 1½" or 2" x 4½" Open Back Frame
- Snap-in DS200 Door Stop w/pile
- ½" x 4" Threshold – Mill Finish
- Threshold Clips
- Top & Bottom Frame Pivots
- Prep for DH3692 CVR Panic(s)
- Prep for Top & Bottom Pivots
- Frame assembly fastener package


Note: All Hardware on Powder coat products is furnished in a standard clear finish.

Note: Standard Frame Height for Transom Frames = 10'-5 ½".


Order Number Example: 3684-DP-F2 (Size) - (Hand or Pair) - (Type)




FL200 DOOR FRAME (Non-Transom)						
HAND	DESCRIPTION	FINISH CODE / FRAME PRICE				
		#11 CLEAR	#21 BRONZE	#81 WHITE	#2604 POWDER	#2605 POWDER
RH	3684-CP-F2	\$402	\$430	\$390	Please Inquire	Please Inquire
LH	3684-DP-F2	\$402	\$430	\$390	Please Inquire	Please Inquire
RH	4284-CP-F2	\$419	\$436	\$426	Please Inquire	Please Inquire
LH	4284-DP-F2	\$419	\$436	\$426	Please Inquire	Please Inquire
PAIR	7284-KP-F2	\$482	\$513	\$468	Please Inquire	Please Inquire



FL200 DOOR FRAME WITH TRANSOM						
HAND	DESCRIPTION	FINISH CODE / FRAME PRICE				
		#11 CLEAR	#21 BRONZE	#81 WHITE	#2604 POWDER	#2605 POWDER
RH	3684-CP-FT2	\$370	\$440	\$384	Please Inquire	Please Inquire
LH	3684-DP-FT2	\$370	\$440	\$384	Please Inquire	Please Inquire
RH	4284-CP-FT2	\$420	\$445	\$436	Please Inquire	Please Inquire
LH	4284-DP-FT2	\$420	\$445	\$436	Please Inquire	Please Inquire
PAIR	7284-KP-FT2	\$452	\$530	\$470	Please Inquire	Please Inquire



FL300 DOOR FRAME (Non-Transom)						
HAND	DESCRIPTION	FINISH CODE / FRAME PRICE				
		#11 CLEAR	#21 BRONZE	#81 WHITE	#2604 POWDER	#2605 POWDER
RH	3684-CP-F3	\$412	\$441	\$399	Please Inquire	Please Inquire
LH	3684-DP-F3	\$412	\$441	\$399	Please Inquire	Please Inquire
RH	4284-CP-F3	\$432	\$447	\$437	Please Inquire	Please Inquire
LH	4284-DP-F3	\$432	\$447	\$437	Please Inquire	Please Inquire
PAIR	7284-KP-F3	\$497	\$531	\$465	Please Inquire	Please Inquire



FL300 DOOR FRAME WITH TRANSOM						
HAND	DESCRIPTION	FINISH CODE / FRAME PRICE				
		#11 CLEAR	#21 BRONZE	#81 WHITE	#2604 POWDER	#2605 POWDER
RH	3684-CP-FT3	\$639	\$688	\$595	Please Inquire	Please Inquire
LH	3684-DP-FT3	\$639	\$688	\$595	Please Inquire	Please Inquire
RH	4284-CP-FT3	\$667	\$695	\$681	Please Inquire	Please Inquire
LH	4284-DP-FT3	\$667	\$695	\$681	Please Inquire	Please Inquire
PAIR	7284-KP-FT3	\$751	\$810	\$678	Please Inquire	Please Inquire

Entrances

Standard Doors • Offset Pivot/Panic

Offset Pivot CVR Panic Door Package Includes

- Traditional 1" rd Panic Pull
- DH3692 CVR Touch Bar Panic(s)
- Glass Stops for ¼" Glazing
- Keyed Cylinder Exterior - Single or Active Leaf
- Top, Bottom, & Intermediate Door Pivots

Note: Reference Hardware Section of the Price Catalog for Door Closers and Loose Hardware Items not included in Standard Entrance section.

Note: All Hardware on Powder coat products is furnished in a standard clear finish.

Order Number Example: 3696MS-DP (Size and Series) - (Hand or Pair)



SERIES 213 NARROW STILE						
HAND	DESCRIPTION	FINISH CODE / DOOR PRICE				
		#11 CLEAR	#21 BRONZE	#81 WHITE	#2604 POWDER	#2605 POWDER
RH	3696-CP	\$1,164	\$1,193	\$1,169	Please Inquire	Please Inquire
LH	3696-DP	\$1,164	\$1,193	\$1,169	Please Inquire	Please Inquire
RH	4296-CP	\$1,195	\$1,227	\$1,202	Please Inquire	Please Inquire
LH	4296-DP	\$1,195	\$1,227	\$1,202	Please Inquire	Please Inquire
PAIR	7296-KP	\$2,378	\$2,441	\$2,392	Please Inquire	Please Inquire



SERIES 380 MEDIUM STILE						
HAND	DESCRIPTION	FINISH CODE / DOOR PRICE				
		#11 CLEAR	#21 BRONZE	#81 WHITE	#2604 POWDER	#2605 POWDER
RH	3696MS-CP	\$1,245	\$1,276	\$1,251	Please Inquire	Please Inquire
LH	3696MS-DP	\$1,245	\$1,276	\$1,251	Please Inquire	Please Inquire
RH	4296MS-CP	\$1,281	\$1,315	\$1,288	Please Inquire	Please Inquire
LH	4296MS-DP	\$1,281	\$1,315	\$1,288	Please Inquire	Please Inquire
PAIR	7296MS-KP	\$2,378	\$2,441	\$2,392	Please Inquire	Please Inquire



SERIES 500 WIDE STILE						
HAND	DESCRIPTION	FINISH CODE / DOOR PRICE				
		#11 CLEAR	#21 BRONZE	#81 WHITE	#2604 POWDER	#2605 POWDER
RH	3696WS-CP	\$1,321	\$1,351	\$1,326	Please Inquire	Please Inquire
LH	3696WS-DP	\$1,321	\$1,351	\$1,326	Please Inquire	Please Inquire
RH	4296WS-CP	\$1,357	\$1,392	\$1,364	Please Inquire	Please Inquire
LH	4296WS-DP	\$1,357	\$1,392	\$1,364	Please Inquire	Please Inquire
PAIR	7296WS-KP	\$2,690	\$2,757	\$2,702	Please Inquire	Please Inquire

Note: Add "DM001" to substitute DG101 Glass Stops used for 1" Insulated Glass.

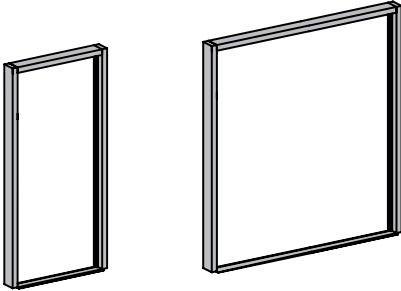
Offset Pivot CVR Panic Frame Package Includes

- 1¼" or 2" x 4½" Open Back Frame
- Snap-in DS200 Door Stop w/pile
- ½" x 4" Threshold – Mill Finish
- Threshold Clips
- Top & Bottom Frame Pivots
- Prep for DH3692 CVR Panic(s)
- Prep for Intermediate Pivots
- Frame assembly fastener package


Note: All Hardware on Powder coat products is furnished in a standard clear finish.

Note: Standard Frame Height for Transom Frames = 10'-5 ½".


Order Number Example: **3684-DP-FT2** (Size) - (Hand or Pair) - (Type)




FL200 DOOR FRAME (Non-Transom)						
HAND	DESCRIPTION	FINISH CODE / FRAME PRICE				
		#11 CLEAR	#21 BRONZE	#81 WHITE	#2604 POWDER	#2605 POWDER
RH	3696-CP-F2	\$460	\$476	\$467	Please Inquire	Please Inquire
LH	3696-DP-F2	\$460	\$476	\$467	Please Inquire	Please Inquire
RH	4296-CP-F2	\$469	\$486	\$476	Please Inquire	Please Inquire
LH	4296-DP-F2	\$469	\$486	\$476	Please Inquire	Please Inquire
PAIR	7296-KP-F2	\$546	\$565	\$553	Please Inquire	Please Inquire



FL200 DOOR FRAME WITH TRANSOM						
HAND	DESCRIPTION	FINISH CODE / FRAME PRICE				
		#11 CLEAR	#21 BRONZE	#81 WHITE	#2604 POWDER	#2605 POWDER
RH	3696-CP-FT2	\$612	\$635	\$622	Please Inquire	Please Inquire
LH	3696-DP-FT2	\$612	\$635	\$622	Please Inquire	Please Inquire
RH	4296-CP-FT2	\$628	\$651	\$637	Please Inquire	Please Inquire
LH	4296-DP-FT2	\$628	\$651	\$637	Please Inquire	Please Inquire
PAIR	7296-KP-FT2	\$737	\$765	\$749	Please Inquire	Please Inquire



FL300 DOOR FRAME (Non-Transom)						
HAND	DESCRIPTION	FINISH CODE / FRAME PRICE				
		#11 CLEAR	#21 BRONZE	#81 WHITE	#2604 POWDER	#2605 POWDER
RH	3696-CP-F3	\$471	\$488	\$478	Please Inquire	Please Inquire
LH	3696-DP-F3	\$471	\$488	\$478	Please Inquire	Please Inquire
RH	4296-CP-F3	\$481	\$497	\$488	Please Inquire	Please Inquire
LH	4296-DP-F3	\$481	\$497	\$488	Please Inquire	Please Inquire
PAIR	7296-KP-F3	\$562	\$584	\$572	Please Inquire	Please Inquire



FL300 DOOR FRAME WITH TRANSOM						
HAND	DESCRIPTION	FINISH CODE / FRAME PRICE				
		#11 CLEAR	#21 BRONZE	#81 WHITE	#2604 POWDER	#2605 POWDER
RH	3696-CP-FT3	\$667	\$693	\$679	Please Inquire	Please Inquire
LH	3696-DP-FT3	\$667	\$693	\$679	Please Inquire	Please Inquire
RH	4296-CP-FT3	\$681	\$707	\$693	Please Inquire	Please Inquire
LH	4296-DP-FT3	\$681	\$707	\$693	Please Inquire	Please Inquire
PAIR	7296-KP-FT3	\$786	\$819	\$803	Please Inquire	Please Inquire

Entrances

Standard Doors • Offset Pivot/Offset Arm

Offset Pivot - Offset Arm Door Package Includes

- Traditional 1" rd Pull/Push Hardware
- Glass Stops for ¾" Glazing
- Top & Bottom Door Pivots
- Slide Channel installed with Offset Arm
- MS Hook Bolt - Single or Active Leaf
- Top & Bottom Flush Bolts Inactive Leaf
- Keyed Cylinder Exterior
- Thumb Turn Interior

Note: Reference Hardware Section of the Price Catalog for Door Closers and Loose Hardware Items not included in Standard Entrance section.

Note: All Hardware on Powder coat products is furnished in a standard clear finish.

Note: D102 Top Rail on Narrow Stile Doors with offset arm. DH100 Intermediate pivot used as top pivot.

Order Number Example: 3684MS-DO(Size and Series) - (Hand or Pair)



SERIES 213 NARROW STILE						
HAND	DESCRIPTION	FINISH CODE / DOOR PRICE				
		#11 CLEAR	#21 BRONZE	#81 WHITE	#2604 POWDER	#2605 POWDER
RH	3684-CO	\$866	\$905	\$877	Please Inquire	Please Inquire
LH	3684-DO	\$866	\$905	\$877	Please Inquire	Please Inquire
RH	4284-CO	\$910	\$944	\$924	Please Inquire	Please Inquire
LH	4284-DO	\$910	\$944	\$924	Please Inquire	Please Inquire
PAIR	7284-KO	\$1,773	\$1,853	\$1,816	Please Inquire	Please Inquire



SERIES 380 MEDIUM STILE						
HAND	DESCRIPTION	FINISH CODE / DOOR PRICE				
		#11 CLEAR	#21 BRONZE	#81 WHITE	#2604 POWDER	#2605 POWDER
RH	3684MS-CO	\$926	\$969	\$950	Please Inquire	Please Inquire
LH	3684MS-DO	\$926	\$969	\$950	Please Inquire	Please Inquire
RH	4284MS-CO	\$979	\$1,011	\$990	Please Inquire	Please Inquire
LH	4284MS-DO	\$979	\$1,011	\$990	Please Inquire	Please Inquire
PAIR	7284MS-KO	\$1,935	\$2,016	\$1,976	Please Inquire	Please Inquire



SERIES 500 WIDE STILE						
HAND	DESCRIPTION	FINISH CODE / DOOR PRICE				
		#11 CLEAR	#21 BRONZE	#81 WHITE	#2604 POWDER	#2605 POWDER
RH	3684WS-CO	\$1,000	\$1,041	\$1,020	Please Inquire	Please Inquire
LH	3684WS-DO	\$1,000	\$1,041	\$1,020	Please Inquire	Please Inquire
RH	4284WS-CO	\$1,049	\$1,083	\$1,060	Please Inquire	Please Inquire
LH	4284WS-DO	\$1,049	\$1,083	\$1,060	Please Inquire	Please Inquire
PAIR	7284WS-KO	\$2,042	\$2,124	\$2,082	Please Inquire	Please Inquire

Note: Add "DM001" to substitute DG101 Glass Stops used for 1" Insulated Glass.

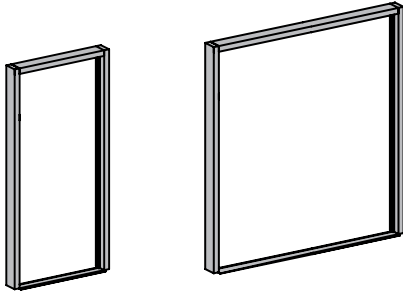
Offset Pivot CVR Panic Frame Package Includes

- 1¾" or 2" x 4½" Open Back Frame
- Snap-in DS200 Door Stop w/pile
- ½" x 4" Threshold – Mill Finish
- Threshold Clips
- Bottom Frame Pivots
- Prepped for DH100 Top Pivot
- Prep for Lock Strike
- Prep for COC
- Frame assembly fastener package
- Applied DS202 Header Door stop


Note: All Hardware on Powder coat products is furnished in a standard clear finish.

Note: Standard Frame Height for Transom Frames = 10'-5 ½".


Order Number Example: 3684-DO-FT2 (Size) - (Hand or Pair) - (Type)




FL200 DOOR FRAME (Non-Transom)						
HAND	DESCRIPTION	FINISH CODE / FRAME PRICE				
		#11 CLEAR	#21 BRONZE	#81 WHITE	#2604 POWDER	#2605 POWDER
RH	3684-CO-F2	\$537	\$552	\$541	Please Inquire	Please Inquire
LH	3684-DO-F2	\$537	\$552	\$541	Please Inquire	Please Inquire
RH	4284-CO-F2	\$546	\$560	\$549	Please Inquire	Please Inquire
LH	4284-DO-F2	\$546	\$560	\$549	Please Inquire	Please Inquire
PAIR	7284-KO-F2	\$667	\$684	\$670	Please Inquire	Please Inquire



FL200 DOOR FRAME WITH TRANSOM						
HAND	DESCRIPTION	FINISH CODE / FRAME PRICE				
		#11 CLEAR	#21 BRONZE	#81 WHITE	#2604 POWDER	#2605 POWDER
RH	3684-CO-FT2	\$749	\$772	\$756	Please Inquire	Please Inquire
LH	3684-DO-FT2	\$749	\$772	\$756	Please Inquire	Please Inquire
RH	4284-CO-FT2	\$765	\$790	\$773	Please Inquire	Please Inquire
LH	4284-DO-FT2	\$765	\$790	\$773	Please Inquire	Please Inquire
PAIR	7284-KO-FT2	\$926	\$957	\$937	Please Inquire	Please Inquire



FL300 DOOR FRAME (Non-Transom)						
HAND	DESCRIPTION	FINISH CODE / FRAME PRICE				
		#11 CLEAR	#21 BRONZE	#81 WHITE	#2604 POWDER	#2605 POWDER
RH	3684-CO-F3	\$556	\$572	\$560	Please Inquire	Please Inquire
LH	3684-DO-F3	\$556	\$572	\$560	Please Inquire	Please Inquire
RH	4284-CO-F3	\$566	\$583	\$570	Please Inquire	Please Inquire
LH	4284-DO-F3	\$566	\$583	\$570	Please Inquire	Please Inquire
PAIR	7284-KO-F3	\$695	\$713	\$699	Please Inquire	Please Inquire



FL300 DOOR FRAME WITH TRANSOM						
HAND	DESCRIPTION	FINISH CODE / FRAME PRICE				
		#11 CLEAR	#21 BRONZE	#81 WHITE	#2604 POWDER	#2605 POWDER
RH	3684-CO-FT3	\$829	\$857	\$840	Please Inquire	Please Inquire
LH	3684-DO-FT3	\$829	\$857	\$840	Please Inquire	Please Inquire
RH	4284-CO-FT3	\$846	\$877	\$859	Please Inquire	Please Inquire
LH	4284-DO-FT3	\$846	\$877	\$859	Please Inquire	Please Inquire
PAIR	7284-KO-FT3	\$1,011	\$1,046	\$1,025	Please Inquire	Please Inquire

Entrances

Standard Doors • Offset Pivot/Offset Arm

Offset Pivot - Offset Arm Door Package Includes

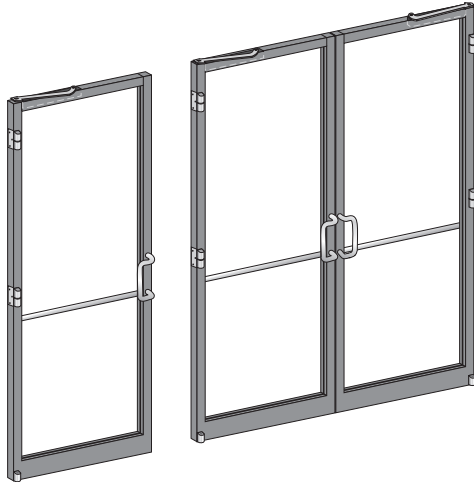
- Traditional 1" rd Pull/Push Hardware
- Glass Stops for ¾" Glazing
- Top, Bottom, & Intermediate Door Pivots
- Slide Channel installed with Offset Arm
- MS Hook Bolt - Single or Active Leaf
- Top & Bottom Flush Bolts Inactive Leaf
- Keyed Cylinder Exterior
- Thumb Turn Interior

Note: Reference Hardware Section of the Price Catalog for Door Closers and Loose Hardware Items not included in Standard Entrance section.

Note: All Hardware on Powder coat products is furnished in a standard clear finish.

Note: D102 Top Rail on Narrow Stile Doors with offset arm. DH100 Intermediate pivot used as top pivot.

Order Number Example: 3696MS-DO (Size and Series) - (Hand or Pair)



SERIES 213 NARROW STILE						
HAND	DESCRIPTION	FINISH CODE / DOOR PRICE				
		#11 CLEAR	#21 BRONZE	#81 WHITE	#2604 POWDER	#2605 POWDER
RH	3696-CO	\$965	\$1,007	\$986	Please Inquire	Please Inquire
LH	3696-DO	\$965	\$1,007	\$986	Please Inquire	Please Inquire
RH	4296-CO	\$1,015	\$1,049	\$1,028	Please Inquire	Please Inquire
LH	4296-DO	\$1,015	\$1,049	\$1,028	Please Inquire	Please Inquire
PAIR	7296-KO	\$1,977	\$2,061	\$2,021	Please Inquire	Please Inquire



SERIES 380 MEDIUM STILE						
HAND	DESCRIPTION	FINISH CODE / DOOR PRICE				
		#11 CLEAR	#21 BRONZE	#81 WHITE	#2604 POWDER	#2605 POWDER
RH	3696MS-CO	\$1,036	\$1,080	\$1,057	Please Inquire	Please Inquire
LH	3696MS-DO	\$1,036	\$1,080	\$1,057	Please Inquire	Please Inquire
RH	4296MS-CO	\$1,015	\$1,049	\$1,028	Please Inquire	Please Inquire
LH	4296MS-DO	\$1,015	\$1,049	\$1,028	Please Inquire	Please Inquire
PAIR	7296MS-KO	\$2,154	\$2,239	\$2,194	Please Inquire	Please Inquire



SERIES 500 WIDE STILE						
HAND	DESCRIPTION	FINISH CODE / DOOR PRICE				
		#11 CLEAR	#21 BRONZE	#81 WHITE	#2604 POWDER	#2605 POWDER
RH	3696WS-CO	\$1,112	\$1,155	\$1,132	Please Inquire	Please Inquire
LH	3696WS-DO	\$1,112	\$1,155	\$1,132	Please Inquire	Please Inquire
RH	4296WS-CO	\$1,167	\$1,200	\$1,176	Please Inquire	Please Inquire
LH	4296WS-DO	\$1,167	\$1,200	\$1,176	Please Inquire	Please Inquire
PAIR	7296WS-KO	\$2,271	\$2,359	\$2,312	Please Inquire	Please Inquire

Note: Add "DM001" to substitute DG101 Glass Stops used for 1" Insulated Glass.

Offset Pivot CVR Panic Frame Package Includes

- 1 1/4" or 2" x 4 1/2" Open Back Frame
- Snap-in DS200 Jamb Door Stop w/pile
- 1/2" x 4" Threshold – Mill Finish
- Applied DS202 Header Door stop

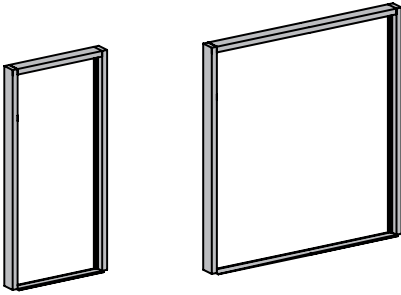
- Bottom Frame Pivots
- Prep for Lock Strike
- Prepped for DH100 Top Pivot
- Prep for Intermediate Pivots

- Prep for Top & Bottom Flush Bolts (pair)
- Prep for COC
- Frame assembly fastener package
- Threshold Clips


Note: All Hardware on Powder coat products is furnished in a standard clear finish.

Note: Standard Frame Height for Transom Frames = 10'-5 1/2".


Order Number Example: 3696-DO-FT2 (Size) - (Hand or Pair) - (Type)



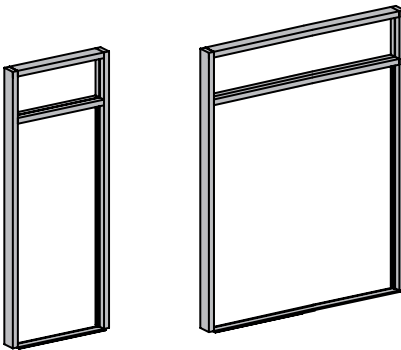
FL200 DOOR FRAME (Non-Transom)						
HAND	DESCRIPTION	FINISH CODE / FRAME PRICE				
		#11 CLEAR	#21 BRONZE	#81 WHITE	#2604 POWDER	#2605 POWDER
RH	3696-CO-F2	\$587	\$602	\$590	Please Inquire	Please Inquire
LH	3696-DO-F2	\$587	\$602	\$590	Please Inquire	Please Inquire
RH	4296-CO-F2	\$595	\$612	\$600	Please Inquire	Please Inquire
LH	4296-DO-F2	\$595	\$612	\$600	Please Inquire	Please Inquire
PAIR	7296-KO-F2	\$721	\$740	\$724	Please Inquire	Please Inquire



FL200 DOOR FRAME WITH TRANSMOM						
HAND	DESCRIPTION	FINISH CODE / FRAME PRICE				
		#11 CLEAR	#21 BRONZE	#81 WHITE	#2604 POWDER	#2605 POWDER
RH	3696-CO-FT2	\$776	\$881	\$784	Please Inquire	Please Inquire
LH	3696-DO-FT2	\$776	\$881	\$784	Please Inquire	Please Inquire
RH	4296-CO-FT2	\$793	\$818	\$801	Please Inquire	Please Inquire
LH	4296-DO-FT2	\$793	\$818	\$801	Please Inquire	Please Inquire
PAIR	7296-KO-FT2	\$959	\$989	\$969	Please Inquire	Please Inquire



FL300 DOOR FRAME (Non-Transom)						
HAND	DESCRIPTION	FINISH CODE / FRAME PRICE				
		#11 CLEAR	#21 BRONZE	#81 WHITE	#2604 POWDER	#2605 POWDER
RH	3696-CO-F3	\$607	\$623	\$611	Please Inquire	Please Inquire
LH	3696-DO-F3	\$607	\$623	\$611	Please Inquire	Please Inquire
RH	4296-CO-F3	\$616	\$633	\$621	Please Inquire	Please Inquire
LH	4296-DO-F3	\$616	\$633	\$621	Please Inquire	Please Inquire
PAIR	7296-KO-F3	\$751	\$770	\$755	Please Inquire	Please Inquire



FL300 DOOR FRAME WITH TRANSMOM						
HAND	DESCRIPTION	FINISH CODE / FRAME PRICE				
		#11 CLEAR	#21 BRONZE	#81 WHITE	#2604 POWDER	#2605 POWDER
RH	3696-CO-FT3	\$843	\$873	\$854	Please Inquire	Please Inquire
LH	3696-DO-FT3	\$843	\$873	\$854	Please Inquire	Please Inquire
RH	4296-CO-FT3	\$861	\$889	\$871	Please Inquire	Please Inquire
LH	4296-DO-FT3	\$861	\$889	\$871	Please Inquire	Please Inquire
PAIR	7296-KO-FT3	\$1,031	\$1,064	\$1,043	Please Inquire	Please Inquire

Entrances

Standard Doors • Offset Pivot/Panic/Offset Arm

Offset Pivot – CVR Panic – Offset Arm Door Package Includes

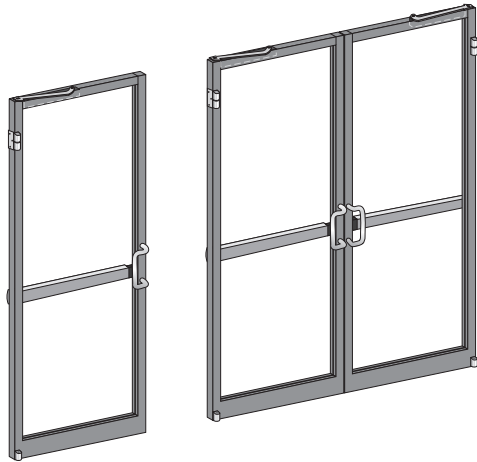
- Traditional 1" rd Pull/Push Hardware
- Glass Stops for ¼" Glazing
- Top & Bottom Door Pivots
- Slide Channel installed with Offset Arm
- DH3692 CVR Touch Bar Panic(s)
- Keyed Cylinder Exterior - Single or Active Leaf

Note: Reference Hardware Section of the Price Catalog for Door Closers and Loose Hardware Items not included in Standard Entrance section.

Note: All Hardware on Powder coat products is furnished in a standard clear finish.

Note: D102 Top Rail on Narrow Stile Doors with offset arm. DH100 Intermediate pivot used as top pivot.

Order Number Example: 3684MS-DOP (Size and Series) - (Hand or Pair)



SERIES 213 NARROW STILE						
HAND	DESCRIPTION	FINISH CODE / DOOR PRICE				
		#11 CLEAR	#21 BRONZE	#81 WHITE	#2604 POWDER	#2605 POWDER
RH	3684-COP	\$1,265	\$1,294	\$1,267	Please Inquire	Please Inquire
LH	3684-DOP	\$1,265	\$1,294	\$1,267	Please Inquire	Please Inquire
RH	4284-COP	\$1,294	\$1,323	\$1,297	Please Inquire	Please Inquire
LH	4284-DOP	\$1,294	\$1,323	\$1,297	Please Inquire	Please Inquire
PAIR	7284-KOP	\$2,576	\$2,634	\$2,582	Please Inquire	Please Inquire



SERIES 380 MEDIUM STILE						
HAND	DESCRIPTION	FINISH CODE / DOOR PRICE				
		#11 CLEAR	#21 BRONZE	#81 WHITE	#2604 POWDER	#2605 POWDER
RH	3684MS-COP	\$1,329	\$1,357	\$1,330	Please Inquire	Please Inquire
LH	3684MS-DOP	\$1,329	\$1,357	\$1,330	Please Inquire	Please Inquire
RH	4284MS-COP	\$1,363	\$1,392	\$1,364	Please Inquire	Please Inquire
LH	4284MS-DOP	\$1,363	\$1,392	\$1,364	Please Inquire	Please Inquire
PAIR	7284MS-KOP	\$2,735	\$2,796	\$2,740	Please Inquire	Please Inquire



SERIES 500 WIDE STILE						
HAND	DESCRIPTION	FINISH CODE / DOOR PRICE				
		#11 CLEAR	#21 BRONZE	#81 WHITE	#2604 POWDER	#2605 POWDER
RH	3684WS-COP	\$1,399	\$1,428	\$1,400	Please Inquire	Please Inquire
LH	3684WS-DOP	\$1,399	\$1,428	\$1,400	Please Inquire	Please Inquire
RH	4284WS-COP	\$1,433	\$1,463	\$1,434	Please Inquire	Please Inquire
LH	4284WS-DOP	\$1,433	\$1,463	\$1,434	Please Inquire	Please Inquire
PAIR	7284WS-KOP	\$2,842	\$2,904	\$2,847	Please Inquire	Please Inquire

Note: Add "DM001" to substitute DG101 Glass Stops used for 1" Insulated Glass.

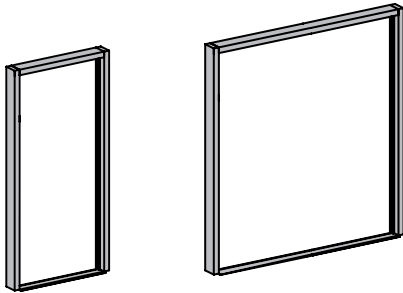
Offset Pivot – CVR Panic – Offset Arm Frame Package Includes

- 1¼" or 2" x 4½" Open Back Frame
- Snap-in DS200 Jamb Door Stop w/pile
- Applied DS202 Header Door stop
- ½" x 4" Threshold – Mill Finish
- Bottom Frame Pivots
- Prepped for DH100 Top Pivot
- Prep for DH3692 CVR Panic(s)
- Threshold Clips
- Prep for Intermediate Pivots
- Prep for COC
- Frame assembly fastener package


Note: All Hardware on Powder coat products is furnished in a standard clear finish.

Note: Standard Frame Height for Transom Frames = 10'-5 ½".

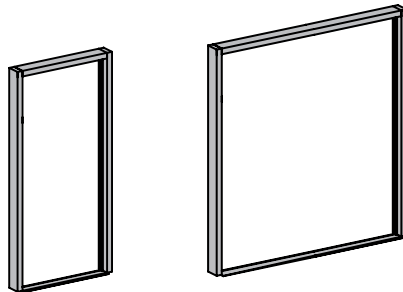
Order Number Example: **3684-DOP-FT2** (Size) - (Hand or Pair) - (Type)




FL200 DOOR FRAME (Non-Transom)						
HAND	DESCRIPTION	FINISH CODE / FRAME PRICE				
		#11 CLEAR	#21 BRONZE	#81 WHITE	#2604 POWDER	#2605 POWDER
RH	3684-COP-F2	\$556	\$570	\$559	Please Inquire	Please Inquire
LH	3684-DOP-F2	\$556	\$570	\$559	Please Inquire	Please Inquire
RH	4284-COP-F2	\$565	\$581	\$569	Please Inquire	Please Inquire
LH	4284-DOP-F2	\$565	\$581	\$569	Please Inquire	Please Inquire
PAIR	7284-KOP-F2	\$685	\$700	\$686	Please Inquire	Please Inquire



FL200 DOOR FRAME WITH TRANSOM						
HAND	DESCRIPTION	FINISH CODE / FRAME PRICE				
		#11 CLEAR	#21 BRONZE	#81 WHITE	#2604 POWDER	#2605 POWDER
RH	3684-COP-FT2	\$768	\$793	\$776	Please Inquire	Please Inquire
LH	3684-DOP-FT2	\$768	\$793	\$776	Please Inquire	Please Inquire
RH	4284-COP-FT2	\$784	\$810	\$793	Please Inquire	Please Inquire
LH	4284-DOP-FT2	\$784	\$810	\$793	Please Inquire	Please Inquire
PAIR	7284-KOP-FT2	\$945	\$973	\$954	Please Inquire	Please Inquire



FL300 DOOR FRAME (Non-Transom)						
HAND	DESCRIPTION	FINISH CODE / FRAME PRICE				
		#11 CLEAR	#21 BRONZE	#81 WHITE	#2604 POWDER	#2605 POWDER
RH	3684-COP-F3	\$576	\$591	\$579	Please Inquire	Please Inquire
LH	3684-DOP-F3	\$576	\$591	\$579	Please Inquire	Please Inquire
RH	4284-COP-F3	\$587	\$602	\$590	Please Inquire	Please Inquire
LH	4284-DOP-F3	\$587	\$602	\$590	Please Inquire	Please Inquire
PAIR	7284-KOP-F3	\$713	\$731	\$716	Please Inquire	Please Inquire



FL300 DOOR FRAME WITH TRANSOM						
HAND	DESCRIPTION	FINISH CODE / FRAME PRICE				
		#11 CLEAR	#21 BRONZE	#81 WHITE	#2604 POWDER	#2605 POWDER
RH	3684-COP-FT3	\$847	\$877	\$859	Please Inquire	Please Inquire
LH	3684-DOP-FT3	\$847	\$877	\$859	Please Inquire	Please Inquire
RH	4284-COP-FT3	\$866	\$895	\$877	Please Inquire	Please Inquire
LH	4284-DOP-FT3	\$866	\$895	\$877	Please Inquire	Please Inquire
PAIR	7284-KOP-FT3	\$1,029	\$1,063	\$1,042	Please Inquire	Please Inquire

Entrances

Standard Doors • Offset Pivot/Panic/Offset Arm

Offset Pivot – CVR Panic – Offset Arm Door Package Includes


- Traditional 1" rd Pull/Push Hardware
- Glass Stops for ¼" Glazing
- Top, Bottom & Intermediate Door Pivots
- Slide Channel installed with Offset Arm
- DH3692 CVR Touch Bar Panic(s)
- Keyed Cylinder Exterior - Single or Active Leaf

Note: Reference Hardware Section of the Price Catalog for Door Closers and Loose Hardware Items not included in Standard Entrance section.

Note: All Hardware on Powder coat products is furnished in a standard clear finish.

Note: D102 Top Rail on Narrow Stile Doors with offset arm. DH100 Intermediate pivot used as top pivot.

Order Number Example: 3696MS-DOP (Size and Series) - (Hand or Pair)



SERIES 213 NARROW STILE						
HAND	DESCRIPTION	FINISH CODE / DOOR PRICE				
		#11 CLEAR	#21 BRONZE	#81 WHITE	#2604 POWDER	#2605 POWDER
RH	3696-COP	\$1,365	\$1,395	\$1,367	Please Inquire	Please Inquire
LH	3696-DOP	\$1,365	\$1,395	\$1,367	Please Inquire	Please Inquire
RH	4296-COP	\$1,398	\$1,428	\$1,400	Please Inquire	Please Inquire
LH	4296-DOP	\$1,398	\$1,428	\$1,400	Please Inquire	Please Inquire
PAIR	7296-KOP	\$2,279	\$2,844	\$2,788	Please Inquire	Please Inquire



SERIES 380 MEDIUM STILE						
HAND	DESCRIPTION	FINISH CODE / DOOR PRICE				
		#11 CLEAR	#21 BRONZE	#81 WHITE	#2604 POWDER	#2605 POWDER
RH	3696MS-COP	\$1,437	\$1,468	\$1,438	Please Inquire	Please Inquire
LH	3696MS-DOP	\$1,437	\$1,468	\$1,438	Please Inquire	Please Inquire
RH	4296MS-COP	\$1,472	\$1,505	\$1,475	Please Inquire	Please Inquire
LH	4296MS-DOP	\$1,472	\$1,505	\$1,475	Please Inquire	Please Inquire
PAIR	7296MS-KOP	\$2,953	\$3,019	\$2,959	Please Inquire	Please Inquire



SERIES 500 WIDE STILE						
HAND	DESCRIPTION	FINISH CODE / DOOR PRICE				
		#11 CLEAR	#21 BRONZE	#81 WHITE	#2604 POWDER	#2605 POWDER
RH	3696WS-COP	\$1,512	\$1,543	\$1,512	Please Inquire	Please Inquire
LH	3696WS-DOP	\$1,512	\$1,543	\$1,512	Please Inquire	Please Inquire
RH	4296WS-COP	\$1,547	\$1,582	\$1,550	Please Inquire	Please Inquire
LH	4296WS-DOP	\$1,547	\$1,582	\$1,550	Please Inquire	Please Inquire
PAIR	7296WS-KOP	\$3,071	\$3,138	\$3,076	Please Inquire	Please Inquire

Note: Add "DM001" to substitute DG101 Glass Stops used for 1" Insulated Glass.

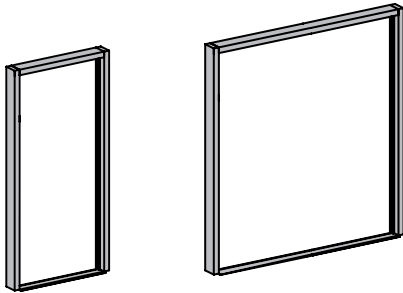
Offset Pivot – CVR Panic – Offset Arm Frame Package Includes

- 1 1/4" or 2" x 4 1/2" Open Back Frame
- Snap-in DS200 Jamb Door Stop w/pile
- Applied DS202 Header Door stop
- 1/2" x 4" Threshold – Mill Finish
- Threshold Clips
- Prepped for DH100 Top Pivot
- Bottom Frame Pivots
- Prep for DH3692 CVR Panic(s)
- Prep for Intermediate Pivots
- Prep for COC
- Frame assembly fastener package


Note: All Hardware on Powder coat products is furnished in a standard clear finish.

Note: Standard Frame Height for Transom Frames = 10'-5 1/2".

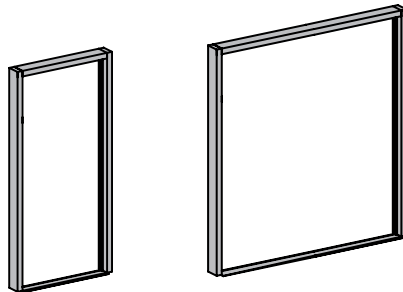
Order Number Example: 3696-DOP-FT2 (Size) - (Hand or Pair) - (Type)




FL200 DOOR FRAME (Non-Transom)						
HAND	DESCRIPTION	FINISH CODE / FRAME PRICE				
		#11 CLEAR	#21 BRONZE	#81 WHITE	#2604 POWDER	#2605 POWDER
RH	3696-COP-F2	\$605	\$873	\$854	Please Inquire	Please Inquire
LH	3696-DOP-F2	\$605	\$873	\$854	Please Inquire	Please Inquire
RH	4296-COP-F2	\$614	\$630	\$618	Please Inquire	Please Inquire
LH	4296-DOP-F2	\$614	\$630	\$618	Please Inquire	Please Inquire
PAIR	7296-KOP-F2	\$740	\$758	\$742	Please Inquire	Please Inquire



FL200 DOOR FRAME WITH TRANSOM						
HAND	DESCRIPTION	FINISH CODE / FRAME PRICE				
		#11 CLEAR	#21 BRONZE	#81 WHITE	#2604 POWDER	#2605 POWDER
RH	3696-COP-FT2	\$796	\$819	\$803	Please Inquire	Please Inquire
LH	3696-DOP-FT2	\$796	\$819	\$803	Please Inquire	Please Inquire
RH	4296-COP-FT2	\$812	\$836	\$819	Please Inquire	Please Inquire
LH	4296-DOP-FT2	\$812	\$836	\$819	Please Inquire	Please Inquire
PAIR	7296-KOP-FT2	\$978	\$1,008	\$987	Please Inquire	Please Inquire



FL300 DOOR FRAME (Non-Transom)						
HAND	DESCRIPTION	FINISH CODE / FRAME PRICE				
		#11 CLEAR	#21 BRONZE	#81 WHITE	#2604 POWDER	#2605 POWDER
RH	3696-COP-F3	\$625	\$642	\$629	Please Inquire	Please Inquire
LH	3696-DOP-F3	\$625	\$642	\$629	Please Inquire	Please Inquire
RH	4296-COP-F3	\$635	\$654	\$640	Please Inquire	Please Inquire
LH	4296-DOP-F3	\$635	\$654	\$640	Please Inquire	Please Inquire
PAIR	7296-KOP-F3	\$769	\$790	\$773	Please Inquire	Please Inquire



FL300 DOOR FRAME WITH TRANSOM						
HAND	DESCRIPTION	FINISH CODE / FRAME PRICE				
		#11 CLEAR	#21 BRONZE	#81 WHITE	#2604 POWDER	#2605 POWDER
RH	3696-COP-FT3	\$863	\$891	\$873	Please Inquire	Please Inquire
LH	3696-DOP-FT3	\$863	\$891	\$873	Please Inquire	Please Inquire
RH	4296-COP-FT3	\$880	\$909	\$891	Please Inquire	Please Inquire
LH	4296-DOP-FT3	\$880	\$909	\$891	Please Inquire	Please Inquire
PAIR	7296-KOP-FT3	\$1,049	\$1,084	\$1,062	Please Inquire	Please Inquire

Entrances

Standard Doors • Butt Hinge

Butt Hinge Door Package Includes

- Traditional 1" rd Pull/Push Hardware
- Glass Stops for ¼" Glazing
- One Pair 4½" x 4" Butt Hinges
- MS Hook Bolt - Single or Active Leaf
- Top & Bottom Flush Bolts Inactive Leaf
- Keyed Cylinder Exterior
- Thumb Turn Interior

Note: Reference Hardware Section of the Price Catalog for Door Closers and Loose Hardware Items not included in Standard Entrance section.

Note: All Hardware on Powder coat products is furnished in a standard clear finish.

Order Number Example: **3684MS-B** (Size and Series) - (Hand or Pair)



SERIES 213 NARROW STILE						
HAND	DESCRIPTION	FINISH CODE / DOOR PRICE				
		#11 CLEAR	#21 BRONZE	#81 WHITE	#2604 POWDER	#2605 POWDER
RH	3684-A	\$719	\$756	\$741	Please Inquire	Please Inquire
LH	3684-B	\$719	\$756	\$741	Please Inquire	Please Inquire
RH	4284-A	\$761	\$794	\$777	Please Inquire	Please Inquire
LH	4284-B	\$761	\$794	\$777	Please Inquire	Please Inquire
PAIR	7284-J	\$1,468	\$1,547	\$1,517	Please Inquire	Please Inquire



SERIES 380 MEDIUM STILE						
HAND	DESCRIPTION	FINISH CODE / DOOR PRICE				
		#11 CLEAR	#21 BRONZE	#81 WHITE	#2604 POWDER	#2605 POWDER
RH	3684MS-A	\$793	\$832	\$815	Please Inquire	Please Inquire
LH	3684MS-B	\$793	\$832	\$815	Please Inquire	Please Inquire
RH	4284MS-A	\$840	\$874	\$856	Please Inquire	Please Inquire
LH	4284MS-B	\$840	\$874	\$856	Please Inquire	Please Inquire
PAIR	7284MS-J	\$1,468	\$1,547	\$1,517	Please Inquire	Please Inquire



SERIES 500 WIDE STILE						
HAND	DESCRIPTION	FINISH CODE / DOOR PRICE				
		#11 CLEAR	#21 BRONZE	#81 WHITE	#2604 POWDER	#2605 POWDER
RH	3684WS-A	\$846	\$887	\$868	Please Inquire	Please Inquire
LH	3684WS-B	\$846	\$887	\$868	Please Inquire	Please Inquire
RH	4284WS-A	\$895	\$927	\$909	Please Inquire	Please Inquire
LH	4284WS-B	\$895	\$927	\$909	Please Inquire	Please Inquire
PAIR	7284WS-J	\$1,725	\$1,809	\$1,773	Please Inquire	Please Inquire

Note: Add "DM001" to substitute DG101 Glass Stops used for 1" Insulated Glass.

Butt Hinge Frame Package Includes

- 1¾" or 2" x 4½" Open Back Frame
- Snap-in DS200 Door Stop w/pile
- ½" x 4" Threshold – Mill Finish

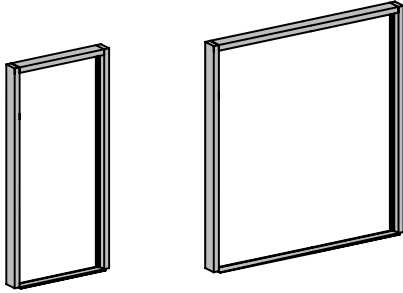
- Threshold Clips
- Prep for Lock Strike
- Prep for One Pair 4½" x 4" Butt Hinges

- Prep for Top & Bottom Flush Bolts (pair)
- Frame assembly fastener package


Note: All Hardware on Powder coat products is furnished in a standard clear finish.

Note: Standard Frame Height for Transom Frames = 10'-5 ½".


Order Number Example: 3684-B-FT2 (Size) - (Hand or Pair) - (Type)




FL200 DOOR FRAME (Non-Transom)						
HAND	DESCRIPTION	FINISH CODE / FRAME PRICE				
		#11 CLEAR	#21 BRONZE	#81 WHITE	#2604 POWDER	#2605 POWDER
RH	3684-A-F2	\$425	\$441	\$432	Please Inquire	Please Inquire
LH	3684-B-F2	\$425	\$441	\$432	Please Inquire	Please Inquire
RH	4284-A-F2	\$436	\$451	\$441	Please Inquire	Please Inquire
LH	4284-B-F2	\$436	\$451	\$441	Please Inquire	Please Inquire
PAIR	7284-J-F2	\$506	\$523	\$511	Please Inquire	Please Inquire



FL200 DOOR FRAME WITH TRANSOM						
HAND	DESCRIPTION	FINISH CODE / FRAME PRICE				
		#11 CLEAR	#21 BRONZE	#81 WHITE	#2604 POWDER	#2605 POWDER
RH	3684-A-FT2	\$607	\$629	\$616	Please Inquire	Please Inquire
LH	3684-B-FT2	\$607	\$629	\$616	Please Inquire	Please Inquire
RH	4284-A-FT2	\$602	\$625	\$612	Please Inquire	Please Inquire
LH	4284-B-FT2	\$602	\$625	\$612	Please Inquire	Please Inquire
PAIR	7284-J-FT2	\$705	\$733	\$717	Please Inquire	Please Inquire



FL300 DOOR FRAME (Non-Transom)						
HAND	DESCRIPTION	FINISH CODE / FRAME PRICE				
		#11 CLEAR	#21 BRONZE	#81 WHITE	#2604 POWDER	#2605 POWDER
RH	3684-A-F3	\$436	\$453	\$443	Please Inquire	Please Inquire
LH	3684-B-F3	\$436	\$453	\$443	Please Inquire	Please Inquire
RH	4284-A-F3	\$446	\$461	\$451	Please Inquire	Please Inquire
LH	4284-B-F3	\$446	\$461	\$451	Please Inquire	Please Inquire
PAIR	7284-J-F3	\$521	\$539	\$528	Please Inquire	Please Inquire



FL300 DOOR FRAME WITH TRANSOM						
HAND	DESCRIPTION	FINISH CODE / FRAME PRICE				
		#11 CLEAR	#21 BRONZE	#81 WHITE	#2604 POWDER	#2605 POWDER
RH	3684-A-FT3	\$635	\$664	\$650	Please Inquire	Please Inquire
LH	3684-B-FT3	\$635	\$664	\$650	Please Inquire	Please Inquire
RH	4284-A-FT3	\$650	\$678	\$664	Please Inquire	Please Inquire
LH	4284-B-FT3	\$650	\$678	\$664	Please Inquire	Please Inquire
PAIR	7284-J-FT3	\$748	\$780	\$765	Please Inquire	Please Inquire

Entrances

Standard Doors • Butt Hinge

Butt Hinge Door Package Includes

- Traditional 1" rd Pull/Push Hardware
- Glass Stops for ¾" Glazing
- 1½ Pair 4½" x 4" Butt Hinges
- MS Hook Bolt - Single or Active Leaf
- Top & Bottom Flush Bolts Inactive Leaf
- Keyed Cylinder Exterior
- Thumb Turn Interior

*Note: Reference Hardware Section of the Price Catalog for Door Closers and Loose Hardware Items not included in Standard Entrance section.
Note: All Hardware on Powder coat products is furnished in a standard clear finish.*

Order Number Example: **3696MS-A** (Size and Series) - (Hand or Pair)



SERIES 213 NARROW STILE						
HAND	DESCRIPTION	FINISH CODE / DOOR PRICE				
		#11 CLEAR	#21 BRONZE	#81 WHITE	#2604 POWDER	#2605 POWDER
RH	3696-A	\$780	\$822	\$805	Please Inquire	Please Inquire
LH	3696-B	\$780	\$822	\$805	Please Inquire	Please Inquire
RH	4296-A	\$829	\$864	\$846	Please Inquire	Please Inquire
LH	4296-B	\$829	\$864	\$846	Please Inquire	Please Inquire
PAIR	7296-J	\$1,601	\$1,685	\$1,651	Please Inquire	Please Inquire



SERIES 380 MEDIUM STILE						
HAND	DESCRIPTION	FINISH CODE / DOOR PRICE				
		#11 CLEAR	#21 BRONZE	#81 WHITE	#2604 POWDER	#2605 POWDER
RH	3696MS-A	\$864	\$905	\$887	Please Inquire	Please Inquire
LH	3696MS-B	\$864	\$905	\$887	Please Inquire	Please Inquire
RH	4296MS-A	\$916	\$952	\$933	Please Inquire	Please Inquire
LH	4296MS-B	\$916	\$952	\$933	Please Inquire	Please Inquire
PAIR	7296MS-J	\$1,764	\$1,851	\$1,815	Please Inquire	Please Inquire



SERIES 500 WIDE STILE						
HAND	DESCRIPTION	FINISH CODE / DOOR PRICE				
		#11 CLEAR	#21 BRONZE	#81 WHITE	#2604 POWDER	#2605 POWDER
RH	3696WS-A	\$922	\$966	\$947	Please Inquire	Please Inquire
LH	3696WS-B	\$922	\$966	\$947	Please Inquire	Please Inquire
RH	4296WS-A	\$976	\$1,013	\$992	Please Inquire	Please Inquire
LH	4296WS-B	\$976	\$1,013	\$992	Please Inquire	Please Inquire
PAIR	7296WS-J	\$1,725	\$1,809	\$1,773	Please Inquire	Please Inquire

Note: Add "DM001" to substitute DG101 Glass Stops used for 1" Insulated Glass.

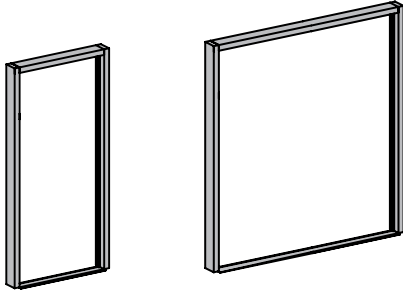
Butt Hinge Frame Package Includes

- 1½" or 2" x 4½" Open Back Frame
- Snap-in DS200 Door Stop w/pile
- ½" x 4" Threshold – Mill Finish
- Threshold Clips
- Prep for Lock Strike
- Prep for 1½ Pair 4½" x 4" Butt Hinges
- Prep for Top & Bottom Flush Bolts (pair)
- Frame assembly fastener package


Note: All Hardware on Powder coat products is furnished in a standard clear finish.

Note: Standard Frame Height for Transom Frames = 10'-5 ½".


Order Number Example: 3696-A-FT2 (Size) - (Hand or Pair) - (Type)




FL200 DOOR FRAME (Non-Transom)						
HAND	DESCRIPTION	FINISH CODE / FRAME PRICE				
		#11 CLEAR	#21 BRONZE	#81 WHITE	#2604 POWDER	#2605 POWDER
RH	3696-A-F2	\$469	\$486	\$476	Please Inquire	Please Inquire
LH	3696-B-F2	\$469	\$486	\$476	Please Inquire	Please Inquire
RH	4296-A-F2	\$479	\$496	\$486	Please Inquire	Please Inquire
LH	4296-B-F2	\$479	\$496	\$486	Please Inquire	Please Inquire
PAIR	7296-J-F2	\$553	\$574	\$562	Please Inquire	Please Inquire



FL200 DOOR FRAME WITH TRANSOM						
HAND	DESCRIPTION	FINISH CODE / FRAME PRICE				
		#11 CLEAR	#21 BRONZE	#81 WHITE	#2604 POWDER	#2605 POWDER
RH	3696-A-FT2	\$611	\$633	\$621	Please Inquire	Please Inquire
LH	3696-B-FT2	\$611	\$633	\$621	Please Inquire	Please Inquire
RH	4296-A-FT2	\$625	\$649	\$635	Please Inquire	Please Inquire
LH	4296-B-FT2	\$625	\$649	\$635	Please Inquire	Please Inquire
PAIR	7296-J-FT2	\$733	\$761	\$745	Please Inquire	Please Inquire



FL300 DOOR FRAME (Non-Transom)						
HAND	DESCRIPTION	FINISH CODE / FRAME PRICE				
		#11 CLEAR	#21 BRONZE	#81 WHITE	#2604 POWDER	#2605 POWDER
RH	3696-A-F3	\$481	\$499	\$489	Please Inquire	Please Inquire
LH	3696-B-F3	\$481	\$499	\$489	Please Inquire	Please Inquire
RH	4296-A-F3	\$490	\$509	\$497	Please Inquire	Please Inquire
LH	4296-B-F3	\$490	\$509	\$497	Please Inquire	Please Inquire
PAIR	7296-J-F3	\$570	\$593	\$580	Please Inquire	Please Inquire



FL300 DOOR FRAME WITH TRANSOM						
HAND	DESCRIPTION	FINISH CODE / FRAME PRICE				
		#11 CLEAR	#21 BRONZE	#81 WHITE	#2604 POWDER	#2605 POWDER
RH	3696-A-FT3	\$646	\$672	\$658	Please Inquire	Please Inquire
LH	3696-B-FT3	\$646	\$672	\$658	Please Inquire	Please Inquire
RH	4296-A-FT3	\$660	\$686	\$672	Please Inquire	Please Inquire
LH	4296-B-FT3	\$660	\$686	\$672	Please Inquire	Please Inquire
PAIR	7296-J-FT3	\$763	\$796	\$779	Please Inquire	Please Inquire

Entrances

Standard Doors • Butt Hinge/Panic

Butt Hinge CVR Panic Door Package Includes

- Traditional 1" rd Pull/Push Hardware
- Glass Stops for ¼" Glazing
- One Pair 4½" x 4" Butt Hinges
- DH3692 CVR Touch Bar Panic(s)
- Keyed Cylinder Exterior - Single or Active Leaf

Note: Reference Hardware Section of the Price Catalog for Door Closers and Loose Hardware Items not included in Standard Entrance section.
Note: All Hardware on Powder coat products is furnished in a standard clear finish.

Order Number Example: 3684MS-BP (Size and Series) - (Hand or Pair)



SERIES 213 NARROW STILE						
HAND	DESCRIPTION	FINISH CODE / DOOR PRICE				
		#11 CLEAR	#21 BRONZE	#81 WHITE	#2604 POWDER	#2605 POWDER
RH	3684-AP	\$1,116	\$1,146	\$1,122	Please Inquire	Please Inquire
LH	3684-BP	\$1,116	\$1,146	\$1,122	Please Inquire	Please Inquire
RH	4284-AP	\$1,143	\$1,174	\$1,150	Please Inquire	Please Inquire
LH	4284-BP	\$1,143	\$1,174	\$1,150	Please Inquire	Please Inquire
PAIR	7284-JP	\$2,270	\$2,330	\$2,284	Please Inquire	Please Inquire



SERIES 380 MEDIUM STILE						
HAND	DESCRIPTION	FINISH CODE / DOOR PRICE				
		#11 CLEAR	#21 BRONZE	#81 WHITE	#2604 POWDER	#2605 POWDER
RH	3684MS-AP	\$1,190	\$1,221	\$1,196	Please Inquire	Please Inquire
LH	3684MS-BP	\$1,190	\$1,221	\$1,196	Please Inquire	Please Inquire
RH	4284MS-AP	\$1,224	\$1,255	\$1,230	Please Inquire	Please Inquire
LH	4284MS-BP	\$1,224	\$1,255	\$1,230	Please Inquire	Please Inquire
PAIR	7284MS-JP	\$2,270	\$2,330	\$2,284	Please Inquire	Please Inquire



SERIES 500 WIDE STILE						
HAND	DESCRIPTION	FINISH CODE / DOOR PRICE				
		#11 CLEAR	#21 BRONZE	#81 WHITE	#2604 POWDER	#2605 POWDER
RH	3684WS-AP	\$1,245	\$1,274	\$1,249	Please Inquire	Please Inquire
LH	3684WS-BP	\$1,245	\$1,274	\$1,249	Please Inquire	Please Inquire
RH	4284WS-AP	\$1,277	\$1,309	\$1,283	Please Inquire	Please Inquire
LH	4284WS-BP	\$1,277	\$1,309	\$1,283	Please Inquire	Please Inquire
PAIR	7284WS-JP	\$2,525	\$2,588	\$2,536	Please Inquire	Please Inquire

Note: Add "DM001" to substitute DG101 Glass Stops used for 1" Insulated Glass.

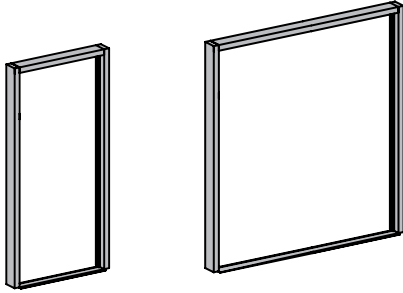
Butt Hinge CVR Panic Frame Package Includes

- 1¼" or 2" x 4½" Open Back Frame
- Snap-in DS200 Door Stop w/pile
- ½" x 4" Threshold – Mill Finish
- Threshold Clips
- Prep for One Pair 4½" x 4" Butt Hinges
- Prep for DH3692 CVR Panic(s)
- Frame assembly fastener package


Note: All Hardware on Powder coat products is furnished in a standard clear finish.

Note: Standard Frame Height for Transom Frames = 10'-5 ½".


Order Number Example: **3684-BP-FT2** (Size) - (Hand or Pair) - (Type)




FL200 DOOR FRAME (Non-Transom)						
HAND	DESCRIPTION	FINISH CODE / FRAME PRICE				
		#11 CLEAR	#21 BRONZE	#81 WHITE	#2604 POWDER	#2605 POWDER
RH	3684-AP-F2	\$446	\$461	\$451	Please Inquire	Please Inquire
LH	3684-BP-F2	\$446	\$461	\$451	Please Inquire	Please Inquire
RH	4284-AP-F2	\$454	\$469	\$460	Please Inquire	Please Inquire
LH	4284-BP-F2	\$454	\$469	\$460	Please Inquire	Please Inquire
PAIR	7284-JP-F2	\$524	\$542	\$531	Please Inquire	Please Inquire



FL200 DOOR FRAME WITH TRANSOM						
HAND	DESCRIPTION	FINISH CODE / FRAME PRICE				
		#11 CLEAR	#21 BRONZE	#81 WHITE	#2604 POWDER	#2605 POWDER
RH	3684-AP-FT2	\$424	\$449	\$440	Please Inquire	Please Inquire
LH	3684-BP-FT2	\$424	\$449	\$440	Please Inquire	Please Inquire
RH	4284-AP-FT2	\$435	\$461	\$451	Please Inquire	Please Inquire
LH	4284-BP-FT2	\$435	\$461	\$451	Please Inquire	Please Inquire
PAIR	7284-JP-FT2	\$506	\$537	\$526	Please Inquire	Please Inquire



FL300 DOOR FRAME (Non-Transom)						
HAND	DESCRIPTION	FINISH CODE / FRAME PRICE				
		#11 CLEAR	#21 BRONZE	#81 WHITE	#2604 POWDER	#2605 POWDER
RH	3684-AP-F3	\$455	\$471	\$461	Please Inquire	Please Inquire
LH	3684-BP-F3	\$455	\$471	\$461	Please Inquire	Please Inquire
RH	4284-AP-F3	\$465	\$481	\$471	Please Inquire	Please Inquire
LH	4284-BP-F3	\$465	\$481	\$471	Please Inquire	Please Inquire
PAIR	7284-JP-F3	\$541	\$559	\$548	Please Inquire	Please Inquire



FL300 DOOR FRAME WITH TRANSOM						
HAND	DESCRIPTION	FINISH CODE / FRAME PRICE				
		#11 CLEAR	#21 BRONZE	#81 WHITE	#2604 POWDER	#2605 POWDER
RH	3684-AP-FT3	\$656	\$682	\$668	Please Inquire	Please Inquire
LH	3684-BP-FT3	\$656	\$682	\$668	Please Inquire	Please Inquire
RH	4284-AP-FT3	\$668	\$696	\$682	Please Inquire	Please Inquire
LH	4284-BP-FT3	\$668	\$696	\$682	Please Inquire	Please Inquire
PAIR	7284-JP-FT3	\$768	\$801	\$784	Please Inquire	Please Inquire

Entrances

Standard Doors • Butt Hinge/Panic

Butt Hinge CVR Panic Door Package Includes

- Traditional 1" rd Pull/Push Hardware
- Glass Stops for ¼" Glazing
- 1½ Pair 4½" x 4" Butt Hinges
- Keyed Cylinder Exterior - Single or Active Leaf
- DH3692 CVR Touch Bar Panic(s)

*Note: Reference Hardware Section of the Price Catalog for Door Closers and Loose Hardware Items not included in Standard Entrance section.
Note: All Hardware on Powder coat products is furnished in a standard clear finish.*

Order Number Example: 3696MS-BP (Size and Series) - (Hand or Pair)



SERIES 213 NARROW STILE						
HAND	DESCRIPTION	FINISH CODE / DOOR PRICE				
		#11 CLEAR	#21 BRONZE	#81 WHITE	#2604 POWDER	#2605 POWDER
RH	3696-AP	\$1,179	\$1,210	\$1,186	Please Inquire	Please Inquire
LH	3696-BP	\$1,179	\$1,210	\$1,186	Please Inquire	Please Inquire
RH	4296-AP	\$1,211	\$1,244	\$1,218	Please Inquire	Please Inquire
LH	4296-BP	\$1,211	\$1,244	\$1,218	Please Inquire	Please Inquire
PAIR	7296-JP	\$2,403	\$2,467	\$2,418	Please Inquire	Please Inquire



SERIES 380 MEDIUM STILE						
HAND	DESCRIPTION	FINISH CODE / DOOR PRICE				
		#11 CLEAR	#21 BRONZE	#81 WHITE	#2604 POWDER	#2605 POWDER
RH	3696MS-AP	\$1,262	\$1,294	\$1,267	Please Inquire	Please Inquire
LH	3696MS-BP	\$1,262	\$1,294	\$1,267	Please Inquire	Please Inquire
RH	4296MS-AP	\$1,300	\$1,332	\$1,305	Please Inquire	Please Inquire
LH	4296MS-BP	\$1,300	\$1,332	\$1,305	Please Inquire	Please Inquire
PAIR	7296MS-JP	\$2,564	\$2,631	\$2,579	Please Inquire	Please Inquire



SERIES 500 WIDE STILE						
HAND	DESCRIPTION	FINISH CODE / DOOR PRICE				
		#11 CLEAR	#21 BRONZE	#81 WHITE	#2604 POWDER	#2605 POWDER
RH	3696WS-AP	\$1,322	\$1,354	\$1,328	Please Inquire	Please Inquire
LH	3696WS-BP	\$1,322	\$1,354	\$1,328	Please Inquire	Please Inquire
RH	4296WS-AP	\$1,357	\$1,392	\$1,364	Please Inquire	Please Inquire
LH	4296WS-BP	\$1,357	\$1,392	\$1,364	Please Inquire	Please Inquire
PAIR	7296WS-JP	\$2,683	\$2,751	\$2,697	Please Inquire	Please Inquire

Note: Add "DM001" to substitute DG101 Glass Stops used for 1" Insulated Glass.

Butt Hinge CVR Panic Frame Package Includes

- 1½" or 2" x 4½" Open Back Frame
- Snap-in DS200 Door Stop w/pile
- ½" x 4" Threshold – Mill Finish

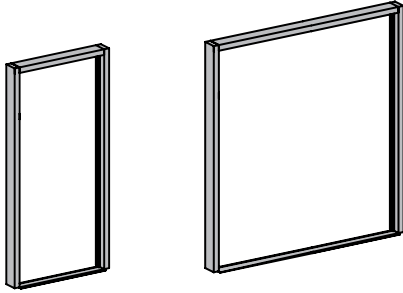
- Threshold Clips
- Prep for 1½ Pair 4½" x 4" Butt Hinges

- Prep for DH3692 CVR Panic(s)
- Frame assembly fastener package


Note: All Hardware on Powder coat products is furnished in a standard clear finish.

Note: Standard Frame Height for Transom Frames = 10'-5 ½".


Order Number Example: **3696-BP-FT2** (Size) - (Hand or Pair) - (Type)




FL200 DOOR FRAME (Non-Transom)						
HAND	DESCRIPTION	FINISH CODE / FRAME PRICE				
		#11 CLEAR	#21 BRONZE	#81 WHITE	#2604 POWDER	#2605 POWDER
RH	3696-AP-F2	\$489	\$507	\$496	Please Inquire	Please Inquire
LH	3696-BP-F2	\$489	\$507	\$496	Please Inquire	Please Inquire
RH	4296-AP-F2	\$497	\$517	\$506	Please Inquire	Please Inquire
LH	4296-BP-F2	\$497	\$517	\$506	Please Inquire	Please Inquire
PAIR	7296-JP-F2	\$574	\$594	\$581	Please Inquire	Please Inquire



FL200 DOOR FRAME WITH TRANSOM						
HAND	DESCRIPTION	FINISH CODE / FRAME PRICE				
		#11 CLEAR	#21 BRONZE	#81 WHITE	#2604 POWDER	#2605 POWDER
RH	3696-AP-FT2	\$629	\$653	\$639	Please Inquire	Please Inquire
LH	3696-BP-FT2	\$629	\$653	\$639	Please Inquire	Please Inquire
RH	4296-AP-FT2	\$643	\$668	\$654	Please Inquire	Please Inquire
LH	4296-BP-FT2	\$643	\$668	\$654	Please Inquire	Please Inquire
PAIR	7296-JP-FT2	\$751	\$780	\$765	Please Inquire	Please Inquire



FL300 DOOR FRAME (Non-Transom)						
HAND	DESCRIPTION	FINISH CODE / FRAME PRICE				
		#11 CLEAR	#21 BRONZE	#81 WHITE	#2604 POWDER	#2605 POWDER
RH	3696-AP-F3	\$500	\$518	\$507	Please Inquire	Please Inquire
LH	3696-BP-F3	\$500	\$518	\$507	Please Inquire	Please Inquire
RH	4296-AP-F3	\$510	\$528	\$517	Please Inquire	Please Inquire
LH	4296-BP-F3	\$510	\$528	\$517	Please Inquire	Please Inquire
PAIR	7296-JP-F3	\$591	\$611	\$598	Please Inquire	Please Inquire



FL300 DOOR FRAME WITH TRANSOM						
HAND	DESCRIPTION	FINISH CODE / FRAME PRICE				
		#11 CLEAR	#21 BRONZE	#81 WHITE	#2604 POWDER	#2605 POWDER
RH	3696-AP-FT3	\$665	\$691	\$677	Please Inquire	Please Inquire
LH	3696-BP-FT3	\$665	\$691	\$677	Please Inquire	Please Inquire
RH	4296-AP-FT3	\$678	\$706	\$692	Please Inquire	Please Inquire
LH	4296-BP-FT3	\$678	\$706	\$692	Please Inquire	Please Inquire
PAIR	7296-JP-FT3	\$782	\$815	\$798	Please Inquire	Please Inquire

Entrances

Standard Doors • Butt Hinge/Offset Arm

Butt Hinge - Offset Arm Door Package Includes

- Traditional 1" rd Pull/Push Hardware
- Glass Stops for ¾" Glazing
- One Pair 4½" x 4" Butt Hinges
- Slide Channel installed with Offset Arm
- MS Hook Bolt - Single or Active Leaf
- Top & Bottom Flush Bolts Inactive Leaf
- Keyed Cylinder Exterior
- Thumb Turn Interior

Note: Reference Hardware Section of the Price Catalog for Door Closers and Loose Hardware Items not included in Standard Entrance section.

Note: All Hardware on Powder coat products is furnished in a standard clear finish.

Note: D102 Top Rail on Narrow Stile Doors with offset arm.



Order Number Example: **3684MS-AO** (Size and Series) - (Hand or Pair)

SERIES 213 NARROW STILE						
HAND	DESCRIPTION	FINISH CODE / DOOR PRICE				
		#11 CLEAR	#21 BRONZE	#81 WHITE	#2604 POWDER	#2605 POWDER
RH	3684-AO	\$892	\$931	\$912	Please Inquire	Please Inquire
LH	3684-BO	\$892	\$931	\$912	Please Inquire	Please Inquire
RH	4284-AO	\$938	\$969	\$950	Please Inquire	Please Inquire
LH	4284-BO	\$938	\$969	\$950	Please Inquire	Please Inquire
PAIR	7284-JO	\$1,818	\$1,897	\$1,860	Please Inquire	Please Inquire



SERIES 380 MEDIUM STILE						
HAND	DESCRIPTION	FINISH CODE / DOOR PRICE				
		#11 CLEAR	#21 BRONZE	#81 WHITE	#2604 POWDER	#2605 POWDER
RH	3684MS-AO	\$957	\$996	\$976	Please Inquire	Please Inquire
LH	3684MS-BO	\$957	\$996	\$976	Please Inquire	Please Inquire
RH	4284MS-AO	\$1,006	\$1,038	\$1,017	Please Inquire	Please Inquire
LH	4284MS-BO	\$1,006	\$1,038	\$1,017	Please Inquire	Please Inquire
PAIR	7284MS-JO	\$1,818	\$1,897	\$1,860	Please Inquire	Please Inquire



SERIES 500 WIDE STILE						
HAND	DESCRIPTION	FINISH CODE / DOOR PRICE				
		#11 CLEAR	#21 BRONZE	#81 WHITE	#2604 POWDER	#2605 POWDER
RH	3684WS-AO	\$1,010	\$1,049	\$1,028	Please Inquire	Please Inquire
LH	3684WS-BO	\$1,010	\$1,049	\$1,028	Please Inquire	Please Inquire
RH	4284WS-AO	\$1,057	\$1,029	\$1,070	Please Inquire	Please Inquire
LH	4284WS-BO	\$1,057	\$1,029	\$1,070	Please Inquire	Please Inquire
PAIR	7284WS-JO	\$2,053	\$2,135	\$2,093	Please Inquire	Please Inquire

Note: Add "DM001" to substitute DG101 Glass Stops used for 1" Insulated Glass.

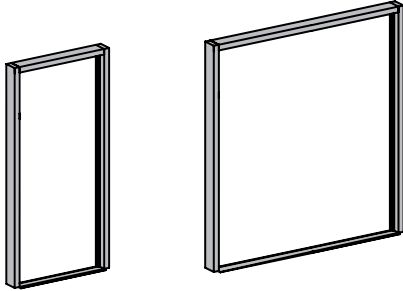
Butt Hinge - Offset Arm Frame Package Includes

- 1½" or 2" x 4½" Open Back Frame
- Snap-in DS200 Door Stop w/pile
- ½" x 4" Threshold – Mill Finish
- Threshold Clips
- Prep for Lock Strike
- Prep for One Pair 4½" x 4" Butt Hinges
- Prep for Top & Bottom Flush Bolts (pair)
- Prep for COC
- Frame assembly fastener package
- Applied DS202 Header Door stop


Note: All Hardware on Powder coat products is furnished in a standard clear finish.

Note: Standard Frame Height for Transom Frames = 10'-5 ½".


Order Number Example: 3684-BO-FT2 (Size) - (Hand or Pair) - (Type)




FL200 DOOR FRAME (Non-Transom)						
HAND	DESCRIPTION	FINISH CODE / FRAME PRICE				
		#11 CLEAR	#21 BRONZE	#81 WHITE	#2604 POWDER	#2605 POWDER
RH	3684-AO-F2	\$572	\$587	\$574	Please Inquire	Please Inquire
LH	3684-BO-F2	\$572	\$587	\$574	Please Inquire	Please Inquire
RH	4284-AO-F2	\$581	\$595	\$583	Please Inquire	Please Inquire
LH	4284-BO-F2	\$581	\$595	\$583	Please Inquire	Please Inquire
PAIR	7284-JO-F2	\$710	\$730	\$714	Please Inquire	Please Inquire



FL200 DOOR FRAME WITH TRANSOM						
HAND	DESCRIPTION	FINISH CODE / FRAME PRICE				
		#11 CLEAR	#21 BRONZE	#81 WHITE	#2604 POWDER	#2605 POWDER
RH	3684-AO-FT2	\$770	\$796	\$779	Please Inquire	Please Inquire
LH	3684-BO-FT2	\$770	\$796	\$779	Please Inquire	Please Inquire
RH	4284-AO-FT2	\$789	\$812	\$796	Please Inquire	Please Inquire
LH	4284-BO-FT2	\$789	\$812	\$796	Please Inquire	Please Inquire
PAIR	7284-JO-FT2	\$958	\$989	\$969	Please Inquire	Please Inquire



FL300 DOOR FRAME (Non-Transom)						
HAND	DESCRIPTION	FINISH CODE / FRAME PRICE				
		#11 CLEAR	#21 BRONZE	#81 WHITE	#2604 POWDER	#2605 POWDER
RH	3684-AO-F3	\$591	\$607	\$594	Please Inquire	Please Inquire
LH	3684-BO-F3	\$591	\$607	\$594	Please Inquire	Please Inquire
RH	4284-AO-F3	\$601	\$618	\$605	Please Inquire	Please Inquire
LH	4284-BO-F3	\$601	\$618	\$605	Please Inquire	Please Inquire
PAIR	7284-JO-F3	\$741	\$759	\$744	Please Inquire	Please Inquire



FL300 DOOR FRAME WITH TRANSOM						
HAND	DESCRIPTION	FINISH CODE / FRAME PRICE				
		#11 CLEAR	#21 BRONZE	#81 WHITE	#2604 POWDER	#2605 POWDER
RH	3684-AO-FT3	\$831	\$861	\$843	Please Inquire	Please Inquire
LH	3684-BO-FT3	\$831	\$861	\$843	Please Inquire	Please Inquire
RH	4284-AO-FT3	\$847	\$880	\$861	Please Inquire	Please Inquire
LH	4284-BO-FT3	\$847	\$880	\$861	Please Inquire	Please Inquire
PAIR	7284-JO-FT3	\$1,024	\$1,059	\$1,038	Please Inquire	Please Inquire

Entrances

Standard Doors • Butt Hinge/Offset Arm

Butt Hinge - Offset Arm Door Package Includes

- Traditional 1" rd Pull/Push Hardware
- Glass Stops for ¼" Glazing
- 1½ Pair 4½" x 4" Butt Hinges
- Slide Channel installed with Offset Arm
- MS Hook Bolt - Single or Active Leaf
- Top & Bottom Flush Bolts Inactive Leaf
- Keyed Cylinder Exterior
- Thumb Turn Interior

Note: Reference Hardware Section of the Price Catalog for Door Closers and Loose Hardware Items not included in Standard Entrance section.

Note: All Hardware on Powder coat products is furnished in a standard clear finish.

Note: D102 Top Rail on Narrow Stile Doors with offset arm.

Order Number Example: 3696MS-BP (Size and Series) - (Hand or Pair)



SERIES 213 NARROW STILE						
HAND	DESCRIPTION	FINISH CODE / DOOR PRICE				
		#11 CLEAR	#21 BRONZE	#81 WHITE	#2604 POWDER	#2605 POWDER
RH	3696-AO	\$955	\$996	\$976	Please Inquire	Please Inquire
LH	3696-BO	\$955	\$996	\$976	Please Inquire	Please Inquire
RH	4296-AO	\$1,006	\$1,039	\$1,018	Please Inquire	Please Inquire
LH	4296-BO	\$1,006	\$1,039	\$1,018	Please Inquire	Please Inquire
PAIR	7296-JO	\$1,949	\$2,035	\$1,994	Please Inquire	Please Inquire



SERIES 380 MEDIUM STILE						
HAND	DESCRIPTION	FINISH CODE / DOOR PRICE				
		#11 CLEAR	#21 BRONZE	#81 WHITE	#2604 POWDER	#2605 POWDER
RH	3696MS-AO	\$1,027	\$1,069	\$1,048	Please Inquire	Please Inquire
LH	3696MS-BO	\$1,027	\$1,069	\$1,048	Please Inquire	Please Inquire
RH	4296MS-AO	\$1,080	\$1,115	\$1,092	Please Inquire	Please Inquire
LH	4296MS-BO	\$1,080	\$1,115	\$1,092	Please Inquire	Please Inquire
PAIR	7296MS-JO	\$2,092	\$2,179	\$2,135	Please Inquire	Please Inquire



SERIES 500 WIDE STILE						
HAND	DESCRIPTION	FINISH CODE / DOOR PRICE				
		#11 CLEAR	#21 BRONZE	#81 WHITE	#2604 POWDER	#2605 POWDER
RH	3696WS-AO	\$1,087	\$1,129	\$1,106	Please Inquire	Please Inquire
LH	3696WS-BO	\$1,087	\$1,129	\$1,106	Please Inquire	Please Inquire
RH	4296WS-AO	\$1,139	\$1,175	\$1,151	Please Inquire	Please Inquire
LH	4296WS-BO	\$1,139	\$1,175	\$1,151	Please Inquire	Please Inquire
PAIR	7296WS-JO	\$2,210	\$2,299	\$2,253	Please Inquire	Please Inquire

Note: Add "DM001" to substitute DG101 Glass Stops used for 1" Insulated Glass.

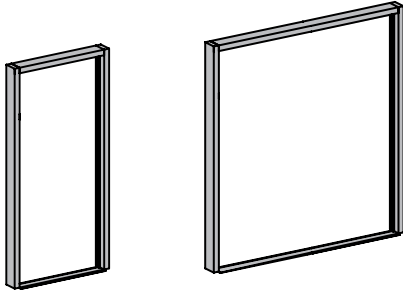
Butt Hinge - Offset Arm Frame Package Includes

- 1½" or 2" x 4½" Open Back Frame
- Snap-in DS200 Door Stop w/pile
- ½" x 4" Threshold – Mill Finish
- Threshold Clips
- Prep for Lock Strike
- Prep for 1½ Pair 4½" x 4" Butt Hinges
- Prep for Top & Bottom Flush Bolts (pair)
- Prep for COC
- Frame assembly fastener package
- Applied DS202 Header Door stop


Note: All Hardware on Powder coat products is furnished in a standard clear finish.

Note: Standard Frame Height for Transom Frames = 10'-5 ½".


Order Number Example: **3696-BO-FT2** (Size) - (Hand or Pair) - (Type)




FL200 DOOR FRAME (Non-Transom)						
HAND	DESCRIPTION	FINISH CODE / FRAME PRICE				
		#11 CLEAR	#21 BRONZE	#81 WHITE	#2604 POWDER	#2605 POWDER
RH	3696-AO-F2	\$616	\$633	\$621	Please Inquire	Please Inquire
LH	3696-BO-F2	\$616	\$633	\$621	Please Inquire	Please Inquire
RH	4296-AO-F2	\$625	\$642	\$629	Please Inquire	Please Inquire
LH	4296-BO-F2	\$625	\$642	\$629	Please Inquire	Please Inquire
PAIR	7296-JO-F2	\$761	\$780	\$765	Please Inquire	Please Inquire



FL200 DOOR FRAME WITH TRANSMOM						
HAND	DESCRIPTION	FINISH CODE / FRAME PRICE				
		#11 CLEAR	#21 BRONZE	#81 WHITE	#2604 POWDER	#2605 POWDER
RH	3696-AO-FT2	\$794	\$818	\$801	Please Inquire	Please Inquire
LH	3696-BO-FT2	\$794	\$818	\$801	Please Inquire	Please Inquire
RH	4296-AO-FT2	\$811	\$835	\$818	Please Inquire	Please Inquire
LH	4296-BO-FT2	\$811	\$835	\$818	Please Inquire	Please Inquire
PAIR	7296-JO-FT2	\$986	\$1,018	\$997	Please Inquire	Please Inquire



FL300 DOOR FRAME (Non-Transom)						
HAND	DESCRIPTION	FINISH CODE / FRAME PRICE				
		#11 CLEAR	#21 BRONZE	#81 WHITE	#2604 POWDER	#2605 POWDER
RH	3696-AO-F3	\$636	\$654	\$640	Please Inquire	Please Inquire
LH	3696-BO-F3	\$636	\$654	\$640	Please Inquire	Please Inquire
RH	4296-AO-F3	\$647	\$665	\$651	Please Inquire	Please Inquire
LH	4296-BO-F3	\$647	\$665	\$651	Please Inquire	Please Inquire
PAIR	7296-JO-F3	\$791	\$811	\$794	Please Inquire	Please Inquire



FL300 DOOR FRAME WITH TRANSMOM						
HAND	DESCRIPTION	FINISH CODE / FRAME PRICE				
		#11 CLEAR	#21 BRONZE	#81 WHITE	#2604 POWDER	#2605 POWDER
RH	3696-AO-FT3	\$842	\$870	\$852	Please Inquire	Please Inquire
LH	3696-BO-FT3	\$842	\$870	\$852	Please Inquire	Please Inquire
RH	4296-AO-FT3	\$860	\$888	\$870	Please Inquire	Please Inquire
LH	4296-BO-FT3	\$860	\$888	\$870	Please Inquire	Please Inquire
PAIR	7296-JO-FT3	\$1,039	\$1,076	\$1,053	Please Inquire	Please Inquire

Entrances

Standard Doors • Butt Hinge/Offset Arm/Panic

Butt Hinge – CVR Panic – Offset Arm Door Package Includes

- Traditional 1" rd Pull/Push Hardware
- Slide Channel installed with Offset Arm
- Keyed Cylinder Exterior - Single or Active Leaf
- Glass Stops for ¼" Glazing
- One Pair 4½" x 4" Butt Hinges
- DH3692 CVR Touch Bar Panic(s)

Note: Reference Hardware Section of the Price Catalog for Door Closers and Loose Hardware Items not included in Standard Entrance section.

Note: All Hardware on Powder coat products is furnished in a standard clear finish.

Note: D102 Top Rail on Narrow Stile Doors with offset arm.

Order Number Example: 3684MS-AOP (Size and Series) - (Hand or Pair)



SERIES 213 NARROW STILE						
HAND	DESCRIPTION	FINISH CODE / DOOR PRICE				
		#11 CLEAR	#21 BRONZE	#81 WHITE	#2604 POWDER	#2605 POWDER
RH	3684-AOP	\$1,291	\$1,319	\$1,293	Please Inquire	Please Inquire
LH	3684-BOP	\$1,291	\$1,319	\$1,293	Please Inquire	Please Inquire
RH	4284-AOP	\$1,321	\$1,350	\$1,323	Please Inquire	Please Inquire
LH	4284-BOP	\$1,321	\$1,350	\$1,323	Please Inquire	Please Inquire
PAIR	7284-JOP	\$2,620	\$2,690	\$2,627	Please Inquire	Please Inquire



SERIES 380 MEDIUM STILE						
HAND	DESCRIPTION	FINISH CODE / DOOR PRICE				
		#11 CLEAR	#21 BRONZE	#81 WHITE	#2604 POWDER	#2605 POWDER
RH	3684MS-AOP	\$1,354	\$1,385	\$1,357	Please Inquire	Please Inquire
LH	3684MS-BOP	\$1,354	\$1,385	\$1,357	Please Inquire	Please Inquire
RH	4284MS-AOP	\$1,388	\$1,419	\$1,391	Please Inquire	Please Inquire
LH	4284MS-BOP	\$1,388	\$1,419	\$1,391	Please Inquire	Please Inquire
PAIR	7284MS-JOP	\$2,620	\$2,680	\$2,627	Please Inquire	Please Inquire



SERIES 500 WIDE STILE						
HAND	DESCRIPTION	FINISH CODE / DOOR PRICE				
		#11 CLEAR	#21 BRONZE	#81 WHITE	#2604 POWDER	#2605 POWDER
RH	3684WS-AOP	\$1,407	\$1,438	\$1,409	Please Inquire	Please Inquire
LH	3684WS-BOP	\$1,407	\$1,438	\$1,409	Please Inquire	Please Inquire
RH	4284WS-AOP	\$1,441	\$1,472	\$1,442	Please Inquire	Please Inquire
LH	4284WS-BOP	\$1,441	\$1,472	\$1,442	Please Inquire	Please Inquire
PAIR	7284WS-JOP	\$2,852	\$2,915	\$2,858	Please Inquire	Please Inquire

Note: Add "DM001" to substitute DG101 Glass Stops used for 1" Insulated Glass.

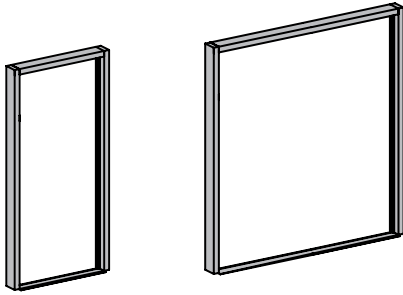
Butt Hinge – CVR Panic – Offset Arm Frame Package Includes

- 1¼" or 2" x 4½" Open Back Frame
- Snap-in DS200 Door Stop w/pile
- ½" x 4" Threshold – Mill Finish
- Prep for DH3692 CVR Panic(s)
- Prep for One Pair 4½" x 4" Butt Hinges
- Threshold Clips
- Prep for COC
- Frame assembly fastener package
- Applied DS202 Header Door stop


Note: All Hardware on Powder coat products is furnished in a standard clear finish.

Note: Standard Frame Height for Transom Frames = 10'-5 ½".


Order Number Example: 3684-AOP-FT2 (Size) - (Hand or Pair) - (Type)




FL200 DOOR FRAME (Non-Transom)						
HAND	DESCRIPTION	FINISH CODE / FRAME PRICE				
		#11 CLEAR	#21 BRONZE	#81 WHITE	#2604 POWDER	#2605 POWDER
RH	3684-AOP-F2	\$591	\$607	\$594	Please Inquire	Please Inquire
LH	3684-BOP-F2	\$591	\$607	\$594	Please Inquire	Please Inquire
RH	4284-AOP-F2	\$601	\$615	\$602	Please Inquire	Please Inquire
LH	4284-BOP-F2	\$601	\$615	\$602	Please Inquire	Please Inquire
PAIR	7284-JOP-F2	\$731	\$748	\$733	Please Inquire	Please Inquire



FL200 DOOR FRAME WITH TRANSOM						
HAND	DESCRIPTION	FINISH CODE / FRAME PRICE				
		#11 CLEAR	#21 BRONZE	#81 WHITE	#2604 POWDER	#2605 POWDER
RH	3684-AOP-FT2	\$791	\$814	\$797	Please Inquire	Please Inquire
LH	3684-BOP-FT2	\$791	\$814	\$797	Please Inquire	Please Inquire
RH	4284-AOP-FT2	\$807	\$832	\$815	Please Inquire	Please Inquire
LH	4284-BOP-FT2	\$807	\$832	\$815	Please Inquire	Please Inquire
PAIR	7284-JOP-FT2	\$978	\$1,008	\$987	Please Inquire	Please Inquire



FL300 DOOR FRAME (Non-Transom)						
HAND	DESCRIPTION	FINISH CODE / FRAME PRICE				
		#11 CLEAR	#21 BRONZE	#81 WHITE	#2604 POWDER	#2605 POWDER
RH	3684-AOP-F3	\$611	\$626	\$614	Please Inquire	Please Inquire
LH	3684-BOP-F3	\$611	\$626	\$614	Please Inquire	Please Inquire
RH	4284-AOP-F3	\$621	\$636	\$623	Please Inquire	Please Inquire
LH	4284-BOP-F3	\$621	\$636	\$623	Please Inquire	Please Inquire
PAIR	7284-JOP-F3	\$761	\$777	\$762	Please Inquire	Please Inquire



FL300 DOOR FRAME WITH TRANSOM						
HAND	DESCRIPTION	FINISH CODE / FRAME PRICE				
		#11 CLEAR	#21 BRONZE	#81 WHITE	#2604 POWDER	#2605 POWDER
RH	3684-AOP-FT3	\$852	\$881	\$863	Please Inquire	Please Inquire
LH	3684-BOP-FT3	\$852	\$881	\$863	Please Inquire	Please Inquire
RH	4284-AOP-FT3	\$868	\$898	\$880	Please Inquire	Please Inquire
LH	4284-BOP-FT3	\$868	\$898	\$880	Please Inquire	Please Inquire
PAIR	7284-JOP-FT3	\$1,043	\$1,080	\$1,057	Please Inquire	Please Inquire

Entrances

Standard Doors • Butt Hinge/Offset Arm/Panic

Butt Hinge – CVR Panic – Offset Arm Door Package Includes

- Traditional 1" rd Pull/Push Hardware
- Slide Channel installed with Offset Arm
- Keyed Cylinder Exterior - Single or Active Leaf
- Glass Stops for ¼" Glazing
- 1½ Pair 4½" x 4" Butt Hinges
- DH3692 CVR Touch Bar Panic(s)

Note: Reference Hardware Section of the Price Catalog for Door Closers and Loose Hardware Items not included in Standard Entrance section.

Note: All Hardware on Powder coat products is furnished in a standard clear finish.

Note: D102 Top Rail on Narrow Stile Doors with offset arm.

Order Number Example: **3696MS-AOP** (Size and Series) - (Hand or Pair)



SERIES 213 NARROW STILE						
HAND	DESCRIPTION	FINISH CODE / DOOR PRICE				
		#11 CLEAR	#21 BRONZE	#81 WHITE	#2604 POWDER	#2605 POWDER
RH	3696-AOP	\$1,353	\$1,385	\$1,357	Please Inquire	Please Inquire
LH	3696-BOP	\$1,353	\$1,385	\$1,357	Please Inquire	Please Inquire
RH	4296-AOP	\$1,388	\$1,420	\$1,392	Please Inquire	Please Inquire
LH	4296-BOP	\$1,388	\$1,420	\$1,392	Please Inquire	Please Inquire
PAIR	7296-JOP	\$2,751	\$2,817	\$2,761	Please Inquire	Please Inquire



SERIES 380 MEDIUM STILE						
HAND	DESCRIPTION	FINISH CODE / DOOR PRICE				
		#11 CLEAR	#21 BRONZE	#81 WHITE	#2604 POWDER	#2605 POWDER
RH	3696MS-AOP	\$1,424	\$1,458	\$1,428	Please Inquire	Please Inquire
LH	3696MS-BOP	\$1,424	\$1,458	\$1,428	Please Inquire	Please Inquire
RH	4296MS-AOP	\$1,462	\$1,496	\$1,466	Please Inquire	Please Inquire
LH	428496-BOP	\$1,462	\$1,496	\$1,466	Please Inquire	Please Inquire
PAIR	7296MS-JOP	\$2,891	\$2,959	\$2,900	Please Inquire	Please Inquire



SERIES 500 WIDE STILE						
HAND	DESCRIPTION	FINISH CODE / DOOR PRICE				
		#11 CLEAR	#21 BRONZE	#81 WHITE	#2604 POWDER	#2605 POWDER
RH	3696WS-AOP	\$1,484	\$1,518	\$1,487	Please Inquire	Please Inquire
LH	3696WS-BOP	\$1,484	\$1,518	\$1,487	Please Inquire	Please Inquire
RH	4296WS-AOP	\$1,522	\$1,556	\$1,525	Please Inquire	Please Inquire
LH	4296WS-BOP	\$1,522	\$1,556	\$1,525	Please Inquire	Please Inquire
PAIR	7296WS-JOP	\$3,010	\$3,079	\$3,017	Please Inquire	Please Inquire

Note: Add "DM001" to substitute DG101 Glass Stops used for 1" Insulated Glass.

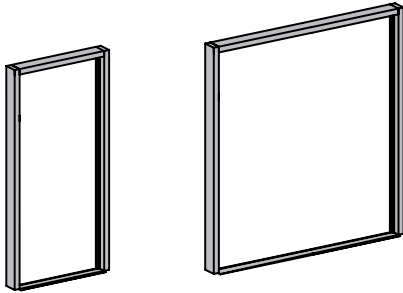
Butt Hinge – CVR Panic – Offset Arm Frame Package Includes

- 1 1/4" or 2" x 4 1/2" Open Back Frame
- Snap-in DS200 Door Stop w/pile
- 1/2" x 4" Threshold – Mill Finish
- Prep for DH3692 CVR Panic(s)
- Prep for 1 1/2 Pair 4 1/2" x 4" Butt Hinges
- Threshold Clips
- Prep for COC
- Frame assembly fastener package
- Applied DS202 Header Door stop


Note: All Hardware on Powder coat products is furnished in a standard clear finish.

Note: Standard Frame Height for Transom Frames = 10'-5 1/2".


Order Number Example: 3696-AOP-FT2 (Size) - (Hand or Pair) - (Type)




FL200 DOOR FRAME (Non-Transom)						
HAND	DESCRIPTION	FINISH CODE / FRAME PRICE				
		#11 CLEAR	#21 BRONZE	#81 WHITE	#2604 POWDER	#2605 POWDER
RH	3696-AOP-F2	\$636	\$653	\$639	Please Inquire	Please Inquire
LH	3696-BOP-F2	\$636	\$653	\$639	Please Inquire	Please Inquire
RH	4296-AOP-F2	\$646	\$663	\$649	Please Inquire	Please Inquire
LH	4296-BOP-F2	\$646	\$663	\$649	Please Inquire	Please Inquire
PAIR	7296-JOP-F2	\$780	\$800	\$783	Please Inquire	Please Inquire



FL200 DOOR FRAME WITH TRANSOM						
HAND	DESCRIPTION	FINISH CODE / FRAME PRICE				
		#11 CLEAR	#21 BRONZE	#81 WHITE	#2604 POWDER	#2605 POWDER
RH	3696-AOP-FT2	\$814	\$838	\$821	Please Inquire	Please Inquire
LH	3696-BOP-FT2	\$814	\$838	\$821	Please Inquire	Please Inquire
RH	4296-AOP-FT2	\$829	\$854	\$838	Please Inquire	Please Inquire
LH	4296-BOP-FT2	\$829	\$854	\$838	Please Inquire	Please Inquire
PAIR	7296-JOP-FT2	\$1,007	\$1,036	\$1,015	Please Inquire	Please Inquire



FL300 DOOR FRAME (Non-Transom)						
HAND	DESCRIPTION	FINISH CODE / FRAME PRICE				
		#11 CLEAR	#21 BRONZE	#81 WHITE	#2604 POWDER	#2605 POWDER
RH	3696-AOP-F3	\$657	\$674	\$660	Please Inquire	Please Inquire
LH	3696-BOP-F3	\$657	\$674	\$660	Please Inquire	Please Inquire
RH	4296-AOP-F3	\$667	\$684	\$670	Please Inquire	Please Inquire
LH	4296-BOP-F3	\$667	\$684	\$670	Please Inquire	Please Inquire
PAIR	7296-JOP-F3	\$811	\$831	\$814	Please Inquire	Please Inquire



FL300 DOOR FRAME WITH TRANSOM						
HAND	DESCRIPTION	FINISH CODE / FRAME PRICE				
		#11 CLEAR	#21 BRONZE	#81 WHITE	#2604 POWDER	#2605 POWDER
RH	3696-AOP-FT3	\$861	\$889	\$871	Please Inquire	Please Inquire
LH	3696-BOP-FT3	\$861	\$889	\$871	Please Inquire	Please Inquire
RH	4296-AOP-FT3	\$878	\$908	\$889	Please Inquire	Please Inquire
LH	4296-BOP-FT3	\$878	\$908	\$889	Please Inquire	Please Inquire
PAIR	7296-JOP-FT3	\$1,059	\$1,094	\$1,071	Please Inquire	Please Inquire

Entrances

Standard Doors • Center Pivot

Center Pivot Door Package Includes

- Traditional 1" BTB Push Bars
- Glass Stops for 1/4" Glazing
- DH114 Center Pivot Btm Door
- DH147 Side Load Arm Package
- MS Hook Bolt - Single or Active Leaf
- Top & Bottom Flush Bolts Inactive Leaf
- Keyed Cylinder Exterior
- Thumb Turn Interior

Note: Reference Hardware Section of the Price Catalog for Door Closers and Loose Hardware Items not included in Standard Entrance section.

Note: All Hardware on Powder coat products is furnished in a standard clear finish.

Order Number Example: **3684MS-H**(Size and Series) - (Hand or Pair)



SERIES 213 NARROW STILE						
HAND	DESCRIPTION	FINISH CODE / DOOR PRICE				
		#11 CLEAR	#21 BRONZE	#81 WHITE	#2604 POWDER	#2605 POWDER
RH	3684-G	\$843	\$899	\$899	Please Inquire	Please Inquire
LH	3684-H	\$843	\$899	\$899	Please Inquire	Please Inquire
RH	4284-G	\$926	\$947	\$947	Please Inquire	Please Inquire
LH	4284-H	\$926	\$947	\$947	Please Inquire	Please Inquire
PAIR	7284-M	\$1,728	\$1,843	\$1,843	Please Inquire	Please Inquire



SERIES 380 MEDIUM STILE						
HAND	DESCRIPTION	FINISH CODE / DOOR PRICE				
		#11 CLEAR	#21 BRONZE	#81 WHITE	#2604 POWDER	#2605 POWDER
RH	3684MS-G	\$933	\$993	\$993	Please Inquire	Please Inquire
LH	3684MS-H	\$933	\$993	\$993	Please Inquire	Please Inquire
RH	4284MS-G	\$1,021	\$1,046	\$1,046	Please Inquire	Please Inquire
LH	4284MS-H	\$1,021	\$1,046	\$1,046	Please Inquire	Please Inquire
PAIR	7284MS-M	\$1,892	\$2,012	\$2,012	Please Inquire	Please Inquire



SERIES 500 WIDE STILE						
HAND	DESCRIPTION	FINISH CODE / DOOR PRICE				
		#11 CLEAR	#21 BRONZE	#81 WHITE	#2604 POWDER	#2605 POWDER
RH	3684WS-G	\$985	\$1,046	\$1,046	Please Inquire	Please Inquire
LH	3684WS-H	\$985	\$1,046	\$1,046	Please Inquire	Please Inquire
RH	4284WS-G	\$1,073	\$1,099	\$1,099	Please Inquire	Please Inquire
LH	4284WS-H	\$1,073	\$1,099	\$1,099	Please Inquire	Please Inquire
PAIR	7284WS-M	\$1,997	\$2,119	\$2,119	Please Inquire	Please Inquire

Note: Add "DM001" to substitute DG101 Glass Stops used for 1" Insulated Glass.

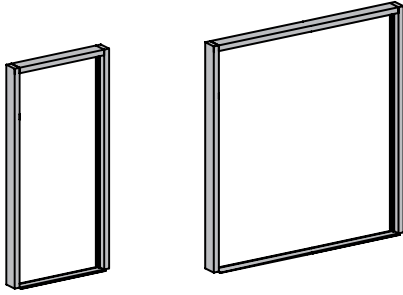
Center Pivot Frame Package Includes

- 1¼" or 2" x 4½" Open Back Frame
- ½" x 4" Threshold – Mill Finish
- DH116 Center Pivot Threshold Mounted
- Threshold Clips
- Prep for Lock Strike
- Prep for Top & Bottom Flush Bolts (pair)
- Prep for COC
- CS112 COC Cover Plate
- Frame assembly fastener package


Note: All Hardware on Powder coat products is furnished in a standard clear finish.

Note: Standard Frame Height for Transom Frames = 10'-5 ½".


Order Number Example: **3684-DO-FT2** (Size) - (Hand or Pair) - (Type)




FL200 DOOR FRAME (Non-Transom)						
HAND	DESCRIPTION	FINISH CODE / FRAME PRICE				
		#11 CLEAR	#21 BRONZE	#81 WHITE	#2604 POWDER	#2605 POWDER
RH	3684-G-F2	\$600	\$609	\$609	Please Inquire	Please Inquire
LH	3684-H-F2	\$600	\$609	\$609	Please Inquire	Please Inquire
RH	4284-G-F2	\$607	\$618	\$618	Please Inquire	Please Inquire
LH	4284-H-F2	\$607	\$618	\$618	Please Inquire	Please Inquire
PAIR	7284-M-F2	\$707	\$721	\$721	Please Inquire	Please Inquire



FL200 DOOR FRAME WITH TRANSOM						
HAND	DESCRIPTION	FINISH CODE / FRAME PRICE				
		#11 CLEAR	#21 BRONZE	#81 WHITE	#2604 POWDER	#2605 POWDER
RH	3684-G-FT2	\$773	\$797	\$797	Please Inquire	Please Inquire
LH	3684-H-FT2	\$773	\$797	\$797	Please Inquire	Please Inquire
RH	4284-G-FT2	\$789	\$814	\$814	Please Inquire	Please Inquire
LH	4284-H-FT2	\$789	\$814	\$814	Please Inquire	Please Inquire
PAIR	7284-M-FT2	\$938	\$971	\$971	Please Inquire	Please Inquire



FL300 DOOR FRAME (Non-Transom)						
HAND	DESCRIPTION	FINISH CODE / FRAME PRICE				
		#11 CLEAR	#21 BRONZE	#81 WHITE	#2604 POWDER	#2605 POWDER
RH	3684-G-F3	\$601	\$612	\$612	Please Inquire	Please Inquire
LH	3684-H-F3	\$601	\$612	\$612	Please Inquire	Please Inquire
RH	4284-G-F3	\$609	\$621	\$621	Please Inquire	Please Inquire
LH	4284-H-F3	\$609	\$621	\$621	Please Inquire	Please Inquire
PAIR	7284-M-F3	\$717	\$731	\$731	Please Inquire	Please Inquire



FL300 DOOR FRAME WITH TRANSOM						
HAND	DESCRIPTION	FINISH CODE / FRAME PRICE				
		#11 CLEAR	#21 BRONZE	#81 WHITE	#2604 POWDER	#2605 POWDER
RH	3684-G-FT3	\$832	\$856	\$856	Please Inquire	Please Inquire
LH	3684-H-FT3	\$832	\$856	\$856	Please Inquire	Please Inquire
RH	4284-G-FT3	\$847	\$873	\$873	Please Inquire	Please Inquire
LH	4284-H-FT3	\$847	\$873	\$873	Please Inquire	Please Inquire
PAIR	7284-M-FT3	\$993	\$1,025	\$1,025	Please Inquire	Please Inquire

Entrances

Standard Doors • Center Pivot

Center Pivot Door Package Includes

- Traditional 1" BTB Push Bars
- Glass Stops for ¼" Glazing
- DH114 Center Pivot Btm Door
- DH147 Side Load Arm Package
- MS Hook Bolt - Single or Active Leaf
- Top & Bottom Flush Bolts Inactive Leaf
- Keyed Cylinder Exterior
- Thumb Turn Interior

*Note: Reference Hardware Section of the Price Catalog for Door Closers and Loose Hardware Items not included in Standard Entrance section.
Note: All Hardware on Powder coat products is furnished in a standard clear finish.*



Order Number Example: **3696MS-H**(Size and Series) - (Hand or Pair)

SERIES 213 NARROW STILE						
HAND	DESCRIPTION	FINISH CODE / DOOR PRICE				
		#11 CLEAR	#21 BRONZE	#81 WHITE	#2604 POWDER	#2605 POWDER
RH	3696-G	\$870	\$929	\$929	Please Inquire	Please Inquire
LH	3696-H	\$870	\$929	\$929	Please Inquire	Please Inquire
RH	4296-G	\$957	\$980	\$980	Please Inquire	Please Inquire
LH	4296-H	\$957	\$980	\$980	Please Inquire	Please Inquire
PAIR	7296-M	\$1,785	\$1,904	\$1,904	Please Inquire	Please Inquire



SERIES 380 MEDIUM STILE						
HAND	DESCRIPTION	FINISH CODE / DOOR PRICE				
		#11 CLEAR	#21 BRONZE	#81 WHITE	#2604 POWDER	#2605 POWDER
RH	3696MS-G	\$969	\$1,032	\$1,032	Please Inquire	Please Inquire
LH	3696MS-H	\$969	\$1,032	\$1,032	Please Inquire	Please Inquire
RH	4296MS-G	\$1,062	\$1,090	\$1,090	Please Inquire	Please Inquire
LH	4296MS-H	\$1,062	\$1,090	\$1,090	Please Inquire	Please Inquire
PAIR	7296MS-M	\$1,966	\$2,092	\$2,092	Please Inquire	Please Inquire



SERIES 500 WIDE STILE						
HAND	DESCRIPTION	FINISH CODE / DOOR PRICE				
		#11 CLEAR	#21 BRONZE	#81 WHITE	#2604 POWDER	#2605 POWDER
RH	3696WS-G	\$1,027	\$1,091	\$1,091	Please Inquire	Please Inquire
LH	3696WS-H	\$1,027	\$1,091	\$1,091	Please Inquire	Please Inquire
RH	4296WS-G	\$1,119	\$1,148	\$1,148	Please Inquire	Please Inquire
LH	4296WS-H	\$1,119	\$1,148	\$1,148	Please Inquire	Please Inquire
PAIR	7296WS-M	\$2,082	\$2,208	\$2,208	Please Inquire	Please Inquire

Note: Add "DM001" to substitute DG101 Glass Stops used for 1" Insulated Glass.

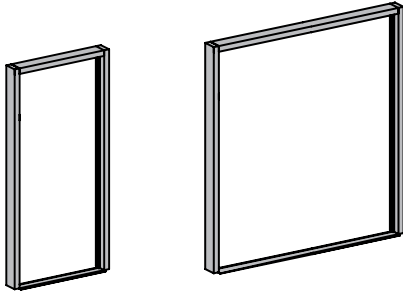
Center Pivot Frame Package Includes

- 1 3/4" or 2" x 4 1/2" Open Back Frame
- 1/2" x 4" Threshold – Mill Finish
- DH116 Center Pivot Threshold Mounted
- Threshold Clips
- Prep for Lock Strike
- Prep for Top & Bottom Flush Bolts (pair)
- Prep for COC
- CS112 COC Cover Plate
- Frame assembly fastener package


Note: All Hardware on Powder coat products is furnished in a standard clear finish.

Note: Standard Frame Height for Transom Frames = 10'-5 1/4".

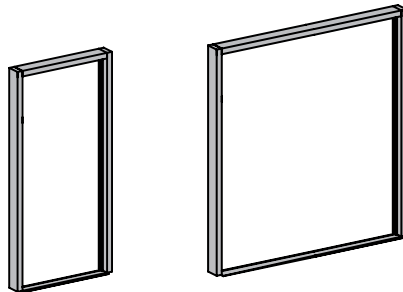
Order Number Example: **3696-H-FT2** (Size) - (Hand or Pair) - (Type)



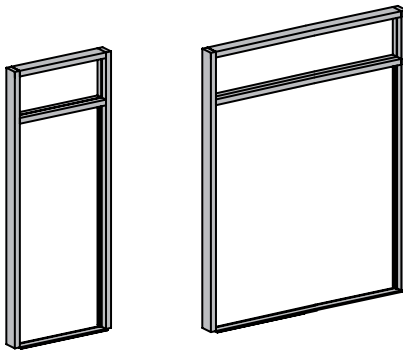
FL200 DOOR FRAME (Non-Transom)						
HAND	DESCRIPTION	FINISH CODE / FRAME PRICE				
		#11 CLEAR	#21 BRONZE	#81 WHITE	#2604 POWDER	#2605 POWDER
RH	3696-G-F2	\$618	\$630	\$630	Please Inquire	Please Inquire
LH	3696-H-F2	\$618	\$630	\$630	Please Inquire	Please Inquire
RH	4296-G-F2	\$626	\$637	\$637	Please Inquire	Please Inquire
LH	4296-H-F2	\$626	\$637	\$637	Please Inquire	Please Inquire
PAIR	7296-M-F2	\$678	\$692	\$692	Please Inquire	Please Inquire



FL200 DOOR FRAME WITH TRANSOM						
HAND	DESCRIPTION	FINISH CODE / FRAME PRICE				
		#11 CLEAR	#21 BRONZE	#81 WHITE	#2604 POWDER	#2605 POWDER
RH	3696-G-FT2	\$766	\$787	\$787	Please Inquire	Please Inquire
LH	3696-H-FT2	\$766	\$787	\$787	Please Inquire	Please Inquire
RH	4296-G-FT2	\$782	\$805	\$805	Please Inquire	Please Inquire
LH	4296-H-FT2	\$782	\$805	\$805	Please Inquire	Please Inquire
PAIR	7296-M-FT2	\$882	\$912	\$912	Please Inquire	Please Inquire



FL300 DOOR FRAME (Non-Transom)						
HAND	DESCRIPTION	FINISH CODE / FRAME PRICE				
		#11 CLEAR	#21 BRONZE	#81 WHITE	#2604 POWDER	#2605 POWDER
RH	3696-G-F3	\$622	\$633	\$633	Please Inquire	Please Inquire
LH	3696-H-F3	\$622	\$633	\$633	Please Inquire	Please Inquire
RH	4296-G-F3	\$630	\$642	\$642	Please Inquire	Please Inquire
LH	4296-H-F3	\$630	\$642	\$642	Please Inquire	Please Inquire
PAIR	7296-M-F3	\$689	\$703	\$703	Please Inquire	Please Inquire



FL300 DOOR FRAME WITH TRANSOM						
HAND	DESCRIPTION	FINISH CODE / FRAME PRICE				
		#11 CLEAR	#21 BRONZE	#81 WHITE	#2604 POWDER	#2605 POWDER
RH	3696-G-FT3	\$824	\$846	\$846	Please Inquire	Please Inquire
LH	3696-H-FT3	\$824	\$846	\$846	Please Inquire	Please Inquire
RH	4296-G-FT3	\$838	\$863	\$863	Please Inquire	Please Inquire
LH	4296-H-FT3	\$838	\$863	\$863	Please Inquire	Please Inquire
PAIR	7296-M-FT3	\$936	\$965	\$965	Please Inquire	Please Inquire


Entrances

Showroom Doors

Continuous Geared Hinge – Door Package Includes

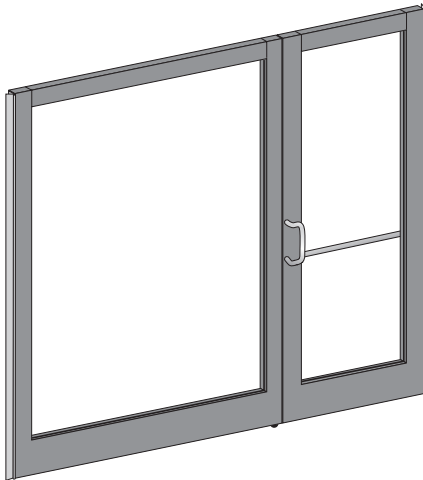
- Traditional 1" rd Pull/Push Hardware (Active Only)
- Glass Stops for ¼" Glazing
- Heavy Duty Continuous Hinge
- Caster Support (Inactive Leaf)
- MS Hook Bolt - Single or Active Leaf
- Top & Bottom Steel Flush Bolts Inactive Leaf
- Keyed Cylinder Exterior
- Thumb Turn Interior

*Note: Reference Hardware Section of the Price Catalog for Door Closers and Loose Hardware Items not included in Standard Entrance section.
Note: All Hardware on Powder coat products is furnished in a standard clear finish.*



Order Number Example: **9684JS-R**(Size and Series) - (Hand or Pair)

SERIES 213 NARROW STILE DOORS						
HAND	DESCRIPTION	FINISH CODE / DOOR PRICE				
		#11 CLEAR	#21 BRONZE	#81 WHITE	#2604 POWDER	#2605 POWDER
PAIR	9684-JSL	\$2,120	\$2,303	\$2,337	Please Inquire	Please Inquire
PAIR	9684-JSR	\$2,120	\$2,303	\$2,337	Please Inquire	Please Inquire



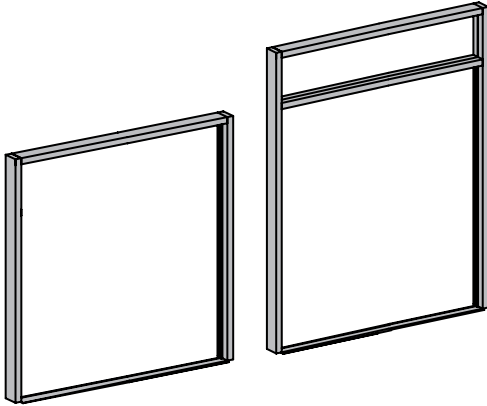
Order Number Example: **9684JS-R**(Size and Series) - (Hand or Pair)

SERIES 380 MEDIUM STILE DOORS						
HAND	DESCRIPTION	FINISH CODE / DOOR PRICE				
		#11 CLEAR	#21 BRONZE	#81 WHITE	#2604 POWDER	#2605 POWDER
PAIR	9684MS-JSL	\$2,303	\$2,491	\$2,553	Please Inquire	Please Inquire
PAIR	9684MS-JSR	\$2,303	\$2,491	\$2,553	Please Inquire	Please Inquire

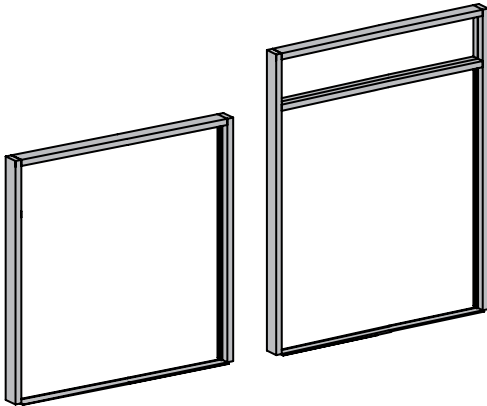
Continuous Geared Hinge –Frame Package Includes

- 1½" or 2" x 4½" Open Back Frame
- Snap-in DS200 Door Stop w/pile
- ½ x 4" Threshold - Mill Finish
- Threshold clips
- Prep for Lock Strike
- Prep for Top and Bottom Flush Bolts (pair)
- Frame Assembly Fastener Package

*Note: Reference Hardware Section of the Price Catalog for Door Closers and Loose Hardware Items not included in Standard Entrance section.
Note: All Hardware on Powder coat products is furnished in a standard clear finish.*



FL200 DOOR FRAMES						
HAND	DESCRIPTION	FINISH CODE / FRAME PRICE				
		#11 CLEAR	#21 BRONZE	#81 WHITE	#2604 POWDER	#2605 POWDER
PAIR	9684-JSL-F2 9684-JSR-F2	\$581	\$605	\$663	Please Inquire	Please Inquire
PAIR	9684-JSL-FT2 9684-JSR-FT2	\$826	\$859	\$916	Please Inquire	Please Inquire



FL300 DOOR FRAMES						
HAND	DESCRIPTION	FINISH CODE / FRAME PRICE				
		#11 CLEAR	#21 BRONZE	#81 WHITE	#2604 POWDER	#2605 POWDER
PAIR	9684-JSL-F3 9684-JSR-F3	\$597	\$622	\$679	Please Inquire	Please Inquire
PAIR	9684-JSL-FT3 9684-JSR-FT3	\$871	\$912	\$980	Please Inquire	Please Inquire

Entrances

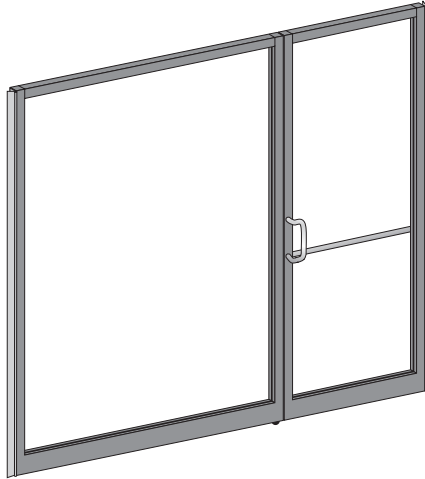
Showroom Doors

Continuous Geared Hinge – Door Package Includes

- Traditional 1" rd Pull/Push Hardware (Active Only)
- Glass Stops for 1/4" Glazing
- Heavy Duty Continuous Hinge
- Caster Support (Inactive Leaf)
- MS Hook Bolt - Single or Active Leaf
- Top & Bottom Steel Flush Bolts Inactive Leaf
- Keyed Cylinder Exterior
- Thumb Turn Interior

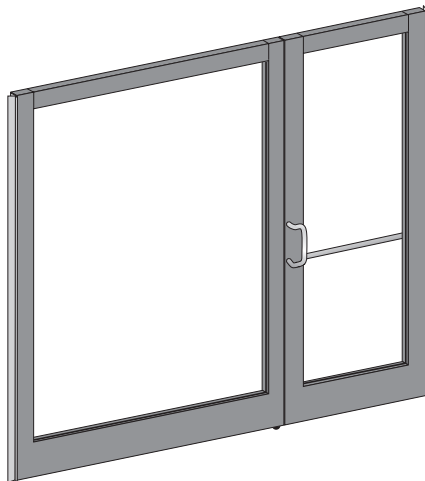
Note: Reference Hardware Section of the Price Catalog for Door Closers and Loose Hardware Items not included in Standard Entrance section.

Note: All Hardware on Powder coat products is furnished in a standard clear finish.



Order Number Example: **9684JS-R**(Size and Series) - (Hand or Pair)

SERIES 213 NARROW STILE DOORS						
HAND	DESCRIPTION	FINISH CODE / DOOR PRICE				
		#11 CLEAR	#21 BRONZE	#81 WHITE	#2604 POWDER	#2605 POWDER
PAIR	9696-JSL	\$2,299	\$2,532	\$2,536	Please Inquire	Please Inquire
PAIR	9696-JSR	\$2,299	\$2,532	\$2,536	Please Inquire	Please Inquire



Order Number Example: **9684JS-R**(Size and Series) - (Hand or Pair)

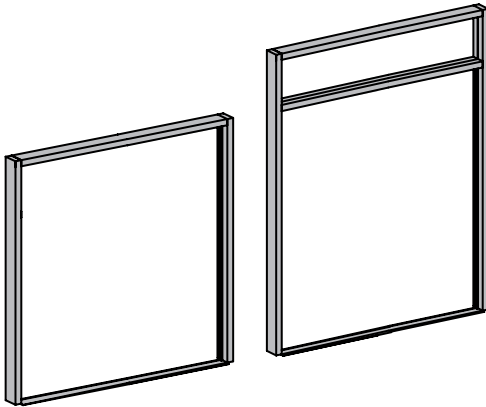
SERIES 380 MEDIUM STILE DOORS						
HAND	DESCRIPTION	FINISH CODE / DOOR PRICE				
		#11 CLEAR	#21 BRONZE	#81 WHITE	#2604 POWDER	#2605 POWDER
PAIR	9696MS-JSL	\$2,499	\$2,736	\$2,777	Please Inquire	Please Inquire
PAIR	9696MS-JSR	\$2,499	\$2,736	\$2,777	Please Inquire	Please Inquire

Continuous Geared Hinge –Frame Package Includes

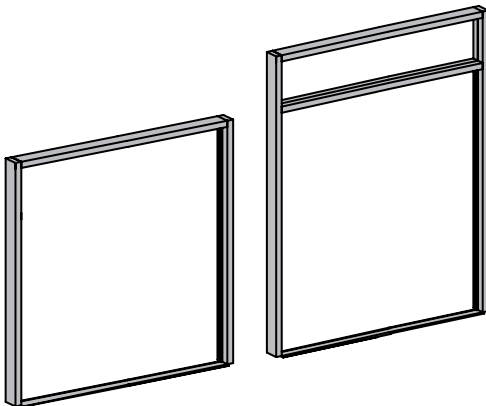
- 1½" or 2" x 4½" Open Back Frame
- Snap-in DS200 Door Stop w/pile
- ½ x 4" Threshold - Mill Finish
- Threshold clips
- Prep for Lock Strike
- Prep for Top and Bottom Flush Bolts (pair)
- Frame Assembly Fastener Package

Note: Reference Hardware Section of the Price Catalog for Door Closers and Loose Hardware Items not included in Standard Entrance section.

Note: All Hardware on Powder coat products is furnished in a standard clear finish.



FL200 DOOR FRAMES						
HAND	DESCRIPTION	FINISH CODE / FRAME PRICE				
		#11 CLEAR	#21 BRONZE	#81 WHITE	#2604 POWDER	#2605 POWDER
PAIR	9696-JSL-F2 9696-JSR-F2	\$609	\$633	\$699	Please Inquire	Please Inquire
PAIR	9696-JSL-FT2 9696-JSR-FT2	\$829	\$867	\$924	Please Inquire	Please Inquire



FL300 DOOR FRAMES						
HAND	DESCRIPTION	FINISH CODE / FRAME PRICE				
		#11 CLEAR	#21 BRONZE	#81 WHITE	#2604 POWDER	#2605 POWDER
PAIR	9696-JSL-F3 9696-JSR-F3	\$626	\$650	\$716	Please Inquire	Please Inquire
PAIR	9696-JSL-FT3 9696-JSR-FT3	\$838	\$875	\$936	Please Inquire	Please Inquire

Page Left Intentionally Blank

Section A2
 Table of Contents

ENTRANCES

Adds, Substitutions, and Modifications

Glass Stops 1

Push / Pulls 1

Top Rail Substitutions - Stock Door..... 2

Bottom Rail Substitutions - Stock Door 3

Horizontal Muntin Mid-Rail Adds - Standard Door 4

Hinge Modifications and Substitutions 5

Lock Substitutions6-7

Cylinder Substitutions 8


Panic / Exit Devices..... 9



Door Width and Height Add 10

Frame Width and Height Add..... 11

Page Left Intentionally Blank

Note: Part Finsh #11 = Clear & #21 Bronze

GLASS STOPS									
ITEM	DESCRIPTION	LENGTH	P/N	FINISH CODE / DOOR PRICE					
				#11	#21	#81	#99	#89	
DG101 	Substitute DG101 1" Glass Stops	N/A	DM001	N/C					

PUSH / PULL									
ITEM	DESCRIPTION	LENGTH	P/N	FINISH CODE / DOOR PRICE					
				#10	#20	#81	#99	#89	
PB401 	Substitute DH41 Back to Back Push Bars	36"	DM010	\$42	\$49	Default Finish is #10 unless otherwise specified Note: Hardware Finsh #10 = Clear #20 = Bronze			
		42"	DM011	\$51	\$65				
		60"	DM012	\$73	\$91				
PH401 	Substitute DH42 Back to Back Pull Handles	36"	DM013	\$0	\$0				
		42"	DM014	\$0	\$0				
		60"	DM015	\$0	\$0				

Entrances


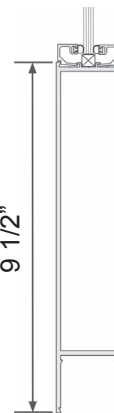

Adds, Substitutions, & Modifications



Note: Part Finish #11 = Clear & #21 Bronze

TOP RAIL								
ITEM	DESCRIPTION	LENGTH	P/N	FINISH CODE / DOOR PRICE				
				#11	#21	#81	#99	#89
	Substitute D102 for D101	36"	DM020	\$12	\$14	\$14	Please Inquire	Please Inquire
		42"	DM021	\$14	\$17	\$17	Please Inquire	Please Inquire
		60"	DM022	\$21	\$26	\$26	Please Inquire	Please Inquire
	Substitute D108 for D102	36"	DM023	\$14	\$19	\$19	Please Inquire	Please Inquire
		42"	DM024	\$17	\$21	\$21	Please Inquire	Please Inquire
		60"	DM025	\$26	\$31	\$31	Please Inquire	Please Inquire

Note: Part Finish #11 = Clear & #21 Bronze

BOTTOM RAIL								
ITEM	DESCRIPTION	LENGTH	P/N	FINISH CODE / DOOR PRICE				
				#11	#21	#81	#99	#89
	Substitute D108 for D102	36"	DM032	\$14	\$19	\$19	Please Inquire	Please Inquire
		42"	DM033	\$17	\$21	\$21	Please Inquire	Please Inquire
		60"	DM034	\$26	\$31	\$31	Please Inquire	Please Inquire
	Substitute D109 for D102	36"	DM035	\$19	\$23	\$23	Please Inquire	Please Inquire
		42"	DM036	\$21	\$26	\$26	Please Inquire	Please Inquire
		60"	DM037	\$30	\$35	\$35	Please Inquire	Please Inquire
	Substitute D109 for D108	36"	DM038	\$7	\$10	\$10	Please Inquire	Please Inquire
		42"	DM039	\$10	\$13	\$13	Please Inquire	Please Inquire
		60"	DM040	\$13	\$16	\$16	Please Inquire	Please Inquire

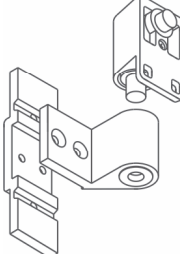
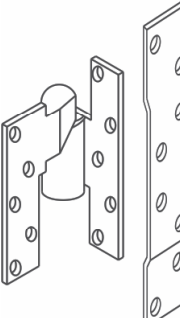
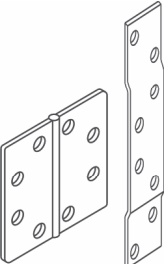
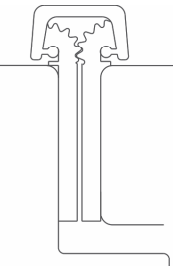
Entrances

Adds, Substitutions, & Modifications



Note: Part Finish #11 = Clear & #21 Bronze

HORIZONTAL MUNTIN								
ITEM	DESCRIPTION	LENGTH	P/N	FINISH CODE / DOOR PRICE				
				#11	#21	#81	#99	#89
	Add 5/8" Horizontal Muntin	36"	DM050	\$163	\$167	\$167	Please Inquire	Please Inquire
		42"	DM051	\$167	\$174	\$174	Please Inquire	Please Inquire
		60"	DM052	\$189	\$202	\$202	Please Inquire	Please Inquire
	Add 2" Horizontal Muntin	36"	DM053	\$185	\$189	\$189	Please Inquire	Please Inquire
		42"	DM054	\$189	\$198	\$198	Please Inquire	Please Inquire
		60"	DM055	\$224	\$233	\$233	Please Inquire	Please Inquire
	Add 4" Mid-Rail	36"	DM056	\$189	\$198	\$198	Please Inquire	Please Inquire
		42"	DM057	\$194	\$202	\$202	Please Inquire	Please Inquire
		60"	DM059	\$229	\$240	\$240	Please Inquire	Please Inquire
	Add 7-1/2" Mid-Rail	36"	DM060	\$209	\$213	\$213	Please Inquire	Please Inquire
		42"	DM061	\$220	\$229	\$229	Please Inquire	Please Inquire
		60"	DM062	\$266	\$279	\$279	Please Inquire	Please Inquire
	Add 9-1/2" Mid-Rail	36"	DM063	\$220	\$229	\$229	Please Inquire	Please Inquire
		42"	DM064	\$236	\$244	\$244	Please Inquire	Please Inquire
		60"	DM065	\$290	\$301	\$301	Please Inquire	Please Inquire

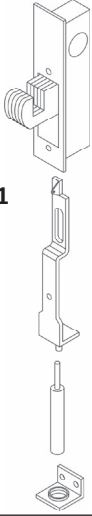
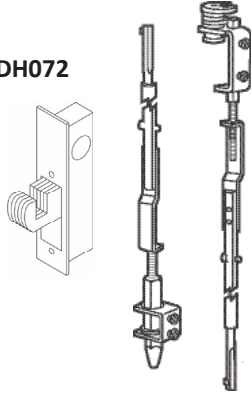
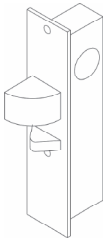
HINGE/PIVOT									
ITEM	DESCRIPTION	LENGTH	P/N	FINISH CODE / DOOR PRICE					
				#10	#20	#81	#99	#89	
DH100 	Add Standard DH100 Intermediate Pivot, Includes back-up plate and screws	N/A	DM075	\$101	\$105				
	Substitute DH107 LH or DH108 RH Intermediate Pivot, Includes back-up plates and screws	N/A	DM076	\$28	\$28				
DH107/ DH108 	Add DH107 LH or DH108 RH Intermediate Pivot, Includes back-up plates and screws	N/A	DM077	\$129	\$133				
	Substitute DH110SS Butt Hinge (Stainless Steel), Includes back-up plates and screws	N/A	DM081	\$14	\$14				
DH110SS 	Add DH110SS Butt Hinge (Stainless Steel), Includes back-up plates and screws	N/A	DM082	\$77	\$77				
	DH111HD 	Substitute HD Continuous Gear Hinge for Butt Hinge	84"	DM090	\$182	\$238			
96"			DM091	\$196	\$273				
108"			DM092	\$315	\$392				

Default Finish is #10
unless otherwise
specified

Note: Hardware Finish
#10 = Clear
#20 = Bronze

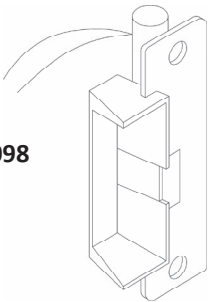
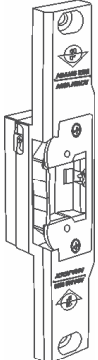
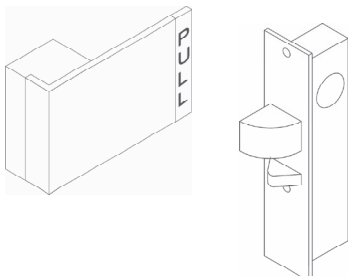
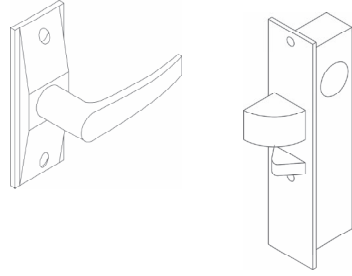
Entrances

Adds, Substitutions, & Modifications

LOCKS								
ITEM	DESCRIPTION	LENGTH	P/N	FINISH CODE / DOOR PRICE				
				#10	#20	#81	#99	#89
<p>DH071</p> 	<p>Substitute DH071 2 Pt Lock, Includes faceplate</p>	N/A	DM100	\$121	\$121			
<p>DH072</p> 	<p>Substitute DH072 3 Pt Lock, Includes faceplate</p>	N/A	DM101	\$147	\$147			
<p>DH084</p> 	<p>Substitute DH084 Deadlatch Includes faceplate</p>	N/A	DM104	\$112	\$112			

Default Finish is #10 unless otherwise specified

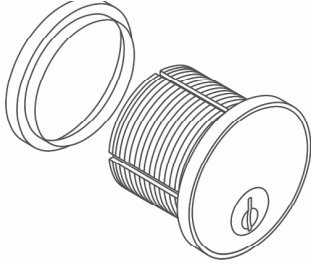
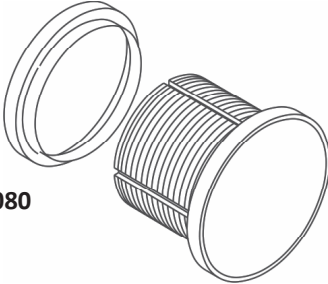
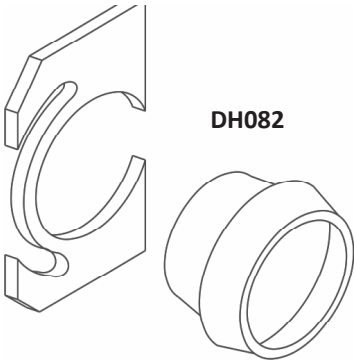

Note: Hardware Finish
#10 = Clear
#20 = Bronze

LOCKS						
ITEM	DESCRIPTION	LENGTH	P/N	FINISH CODE / DOOR PRICE		
				#10	#20	
 <p>DH098</p>	<p>Add DH098 Electric Strike</p>	N/A	DM105	\$359	\$359	
 <p>DH099</p>	<p>Add DH099 Electric Strike for Rim Panic</p>	N/A	DM106	\$455	\$455	
 <p>DH091 DH084</p>	<p>Substitute DH084 Deadlatch with Cam and Paddle Handle</p>	N/A	DM110	\$166	\$166	<p>Default Finish is #10 unless otherwise specified</p> <p>Note: Hardware Finish #10 = Clear #20 = Bronze</p>
 <p>DH093 DH084</p>	<p>Substitute DH084 Deadlatch with Cam and DH093 Lever</p>	N/A	DM111	\$146	\$146	

Entrances

Adds, Substitutions, & Modifications

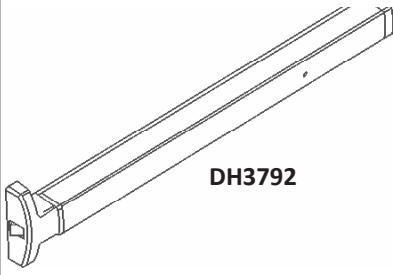
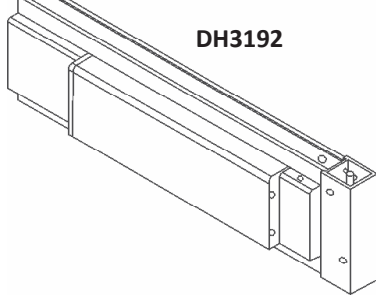
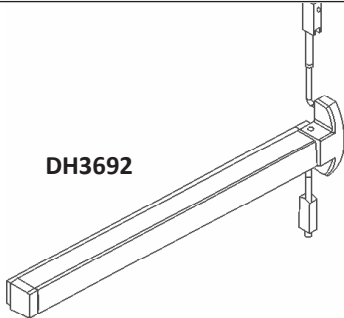
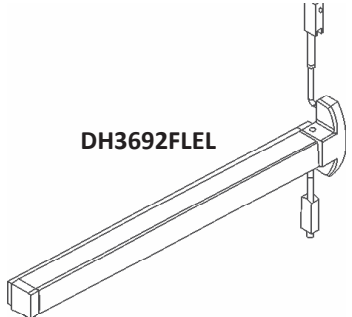

Note: 10=Clear 20=Bronze

CYLINDERS								
ITEM	DESCRIPTION	LENGTH	P/N	FINISH CODE / DOOR PRICE				
				#10	#20	#81	#99	#89
 <p>DH078</p>	<p>Substitute DH078 Cylinder</p>	N/A	DM120	N/C	N/C			
 <p>DH080</p>	<p>Substitute DH080 Dummy Cylinder</p>	N/A	DM121	N/C	N/C			
 <p>DH082</p>	<p>Add DH082 Cylinder Guard</p>	N/A	DM122	\$14	\$14			
 <p>DH074</p>	<p>Add DH074 Lock Indicator</p>	N/A	DM123	\$14	\$14			

Default Finish is #10
unless otherwise
specified

Note: Hardware Finish
#10 = Clear
#20 = Bronze


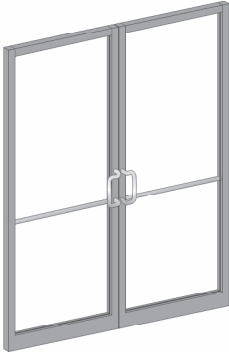
Note: 10=Clear 20=Bronze


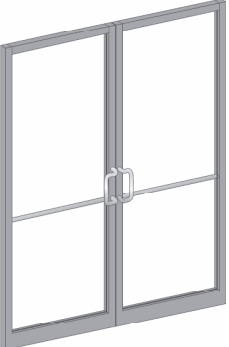
PANICS / EXIT DEVICES								
ITEM	DESCRIPTION	LENGTH	P/N	FINISH CODE / DOOR PRICE				
				#10	#20	#81	#99	#89
 <p>DH3792</p>	<p>Add First Choice 3792 RIM Panic (Priced Per Leaf)</p>	36"	DM135	\$391	\$392	Default Finish is #10 unless otherwise specified Note: Hardware Finish #10 = Clear #20 = Bronze		
		42"	DM136	\$402	\$404			
		48"	DM137	\$409	\$411			
 <p>DH3192</p>	<p>Add First Choice 3192 Mid Panel Panic (Priced Per Leaf)</p>	36"	DM138	\$868	\$882	\$882	Please Inquire	Please Inquire
		42"	DM139	\$896	\$910	\$910	Please Inquire	Please Inquire
		48"	DM140	\$924	\$938	\$938	Please Inquire	Please Inquire
 <p>DH3692</p>	<p>Add First Choice 3692 Panic (Priced Per Leaf)</p>	36"	DM141	\$532	\$539	Default Finish is #10 unless otherwise specified Note: Hardware Finish #10 = Clear #20 = Bronze		
		42"	DM142	\$539	\$546			
		48"	DM143	\$546	\$553			
 <p>DH3692FLEL</p>	<p>Add First Choice 3692FLEL Panic Motorized Electric (Priced Per Leaf)</p>	36"	DM147	\$1820	\$1820	Default Finish is #10 unless otherwise specified Note: Hardware Finish #10 = Clear #20 = Bronze		
		42"	DM148	\$1350	\$1350			
		48"	DM149	\$1960	\$1960			
 <p>DHC-EPT</p>	<p>Add Securitron Electrical Power Transfer (Priced Per Leaf)</p>	N/A	DM180	\$259				

Entrances



Adds, Substitutions, & Modifications



Note: Part Finish #11 = Clear & #21 Bronze

DOOR WIDTH ADD								
ITEM	DESCRIPTION	STILE	P/N	FINISH CODE / DOOR PRICE				
				#11	#21	#81	#99	#89
	ADD Single Door Width >42" up to 48"	NS	DM201	\$112	\$119	\$119	Please Inquire	Please Inquire
		MS	DM202	\$119	\$126	\$126	Please Inquire	Please Inquire
		WS	DM203	\$126	\$133	\$133	Please Inquire	Please Inquire
	ADD Pair Door Width >72" up to 84"	NS	DM206	\$224	\$238	\$238	Please Inquire	Please Inquire
		MS	DM207	\$238	\$252	\$252	Please Inquire	Please Inquire
		WS	DM208	\$252	\$266	\$266	Please Inquire	Please Inquire

DOOR HEIGHT ADD								
ITEM	DESCRIPTION	STILE	P/N	FINISH CODE / DOOR PRICE				
				#10	#21	#81	#99	#89
	ADD Single Door Height >96" up to 108"	NS	DM210	\$63	\$70	\$70	Please Inquire	Please Inquire
		MS	DM211	\$70	\$77	\$77	Please Inquire	Please Inquire
		WS	DM212	\$77	\$84	\$84	Please Inquire	Please Inquire
	ADD Pair Door Height >96" up to 108"	NS	DM216	\$126	\$140	\$140	Please Inquire	Please Inquire
		MS	DM217	\$140	\$154	\$154	Please Inquire	Please Inquire
		WS	DM218	\$154	\$168	\$168	Please Inquire	Please Inquire

Note: Part Finish #11 = Clear & #21 Bronze

FRAME WIDTH ADD							
ITEM	DESCRIPTION	P/N	FINISH CODE / DOOR PRICE				
			#11	#21	#81	#99	#89
	Non Transom Single Door Frame Door Opening Width >42" Up To 48"	DM220	\$28	\$35	\$35	Please Inquire	Please Inquire
	Non Transom Pair Door Frame Door Opening Width >72" Up To 84"	DM221	\$35	\$42	\$42	Please Inquire	Please Inquire
	Transom Single Door Frame Door Opening Width >42" Up To 48"	DM230	\$35	\$420	\$42	Please Inquire	Please Inquire
	Transom Pair Door Frame Door Opening Width >72" Up To 84"	DM231	\$42	\$49	\$49	Please Inquire	Please Inquire

FRAME HEIGHT ADD							
ITEM	DESCRIPTION	P/N	FINISH CODE / DOOR PRICE				
			#10	#21	#81	#99	#89
	Non Transom Single Door Frame Door Opening Height >96" Up To 108"	DM240	\$26	\$28	\$28	Please Inquire	Please Inquire
	Non Transom Pair Door Frame Door Opening Height >96" Up To 108"	DM241	\$26	\$28	\$28	Please Inquire	Please Inquire
	Transom Single Door Frame Frame Height >125-1/2" Up To 144"	DM250	\$42	\$49	\$49	Please Inquire	Please Inquire
	Transom Pair Door Frame Frame Height >125-1/2" Up To 144"	DM251	\$42	\$49	\$49	Please Inquire	Please Inquire

Page Left Intentionally Blank









Section A3
Table of Contents

ENTRANCES

Standard Loose Hardware




Offset Pivots / Intermediate Pivots.....	1
Butt Hinges	2
Traditional Push / Pull Hardware	3
Locks, Cylinders, and Accesories	4 -7
Surface Closers	8
Concealed Overhead Closers.....	9
Center Pivots	10
First Choice Parts.....	11
Panic Devices.....	12 - 13
Removable Mullions and Door Sweeps	14
Stock Prefabricated Thresholds.....	15




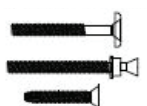




Page Left Intentionally Blank

OFFSET PIVOTS / INTERMEDIATE PIVOTS							
ITEM	DESCRIPTION	P/N	FINISH CODE / DOOR PRICE				
			#10	#20	#81	#99	#89
DH101 	Top Frame Portion	DH101	\$9	\$9			
DH102 	Top Door Portion	DH102	\$9	\$9			
DH103 	Bottom Door Portion	DH103	\$13	\$13			
DH104 DH105 	Right Hand Floor Portion	DH104	\$9	\$9			
	Left Hand Floor Portion	DH105					
DH100 	Standard Intermediate Pivot. Sold as Package Only. Includes Frame Portion, Backup Plate, and Screws.	DH100	\$42	\$42			Default Finish is #10 unless otherwise specified Note: Hardware Finish #10 = Clear #20 = Bronze
DH107 DH108 	Optional Left Hand Intermediate Pivot. Backup Plate and Screws Sold Separately.	DH107	\$42	\$42			
	Optional Right Hand Intermediate Pivot. Backup Plate and Screws Sold Separately.	DH108					
BP451 BP461 	Framed Backup Plate For DH107 or DH108	BP451	\$9	\$9			
	Framed Backup Plate For DH107 or DH108	BP461					
AS3-90 AS3-91 	12-24 x 1/2" PFHUCMS SS Screws for Intermediate Piv- ots, Butt Hinges and Backup Plates (100 per Pkg)	AS3-90	\$7	\$9			
		AS3-91					

Entrances






Standard Loose Hardware

BUTT HINGES							
ITEM	DESCRIPTION	P/N	FINISH CODE / DOOR PRICE				
			#10	#20	#81	#99	#89
 <p>DH110SS</p>	<p>Standard Butt Hinge (Stainless Steel) 4½" x 4" Screws and Backup Plates Sold Separately</p>	DH110SS	\$26	\$26			
 <p>BP459 BP450</p>	<p>Hinge Backup Plate For Doors (for DH109 - DH110SS)</p>	BP450	\$9	\$9			
		BP459					
	<p>Continuous Gear for 84" Door Height</p>	DH111HD-83	\$252	\$315			<p>Default Finish is #10 unless otherwise specified</p> <p>Note: Hardware Finish #10 = Clear #20 = Bronze</p>
	<p>Continuous Gear for 96" Door Height</p>	DH111HD-95	\$307	\$390			
	<p>Continuous Gear for 120" Door Height</p>	DH111HD -120	\$427	\$545			

TRADITIONAL PUSH / PULL HARDWARE							
ITEM	DESCRIPTION	P/N	FINISH CODE / DOOR PRICE			#81	#89
			#10	#27	#20		
 <p>PB401</p>	<p>1" Round Push Bar (Single) Includes DH159 Fastener Pkg</p>	PB401-33 Doors up to 36"	\$55	\$72	\$72		
		PB401-39 Doors up to 42"	\$80	\$93	\$93		
		PB401-60 Doors up to 60"	\$118	\$152	\$152		
 <p>PH401</p>	<p>1" Round x 90° Offset x 9" Ctrs Offset Pull Handle Includes DHXXX Fastener Pkg</p>	PH401	\$34	\$38	\$47		
 <p>PH401 PB401</p>	<p>1" Round x 90° Offset x 9" Ctrs Offset Pull Handle 1" Round Push Bar Combo Includes DH157 Fastener Pkg</p>	DH4036 (up to 36")	\$84	\$97	\$135		
		DH4042 (up to 42")	\$97	\$105	\$147		
		DH4060 (up to 60")	\$294	\$324	\$378		
	Hardware Fastener Package	DH157	\$16	N/A	\$11	<p>Default Finish is #10 unless otherwise specified</p> <p>Note: Hardware Finish #10 = Clear #20 = Bronze #27 = Champagne</p>	
	<p>1" Round Push Bar (Combo) Includes DH159 Fastener Pkg</p>	DH4136	\$160	\$168	\$252		
		DH4142	\$194	\$210	\$219		
		DH4160	\$419	\$434	\$490		
		DH159	\$16	N/A	\$11		
	<p>1" Round x 90° Offset x 9" Ctrs Offset Pull Handle Combo Includes DH158 Fastener Pkg</p>	DH42	\$76	\$84	\$110		
	Hardware Fastener Package	DH158	\$16	N/A	N/A		







Entrances

Standard Loose Hardware

LOCKS, CYLINDERS, AND ACCESSORIES							
ITEM	DESCRIPTION	P/N	FINISH CODE / DOOR PRICE				
			#10	#20	#81	#99	#89
	Standard Hook Bolt Lock 1 1/2" Backset	DH070	\$17	N/A			
	Bevel Faceplate LH	DH060	\$5	\$5			
	Bevel Faceplate RH	DH061	\$5	\$5			
	Radius Faceplate	DH062	\$5	\$5			
	Standard Dead Latch (Latch Lock) 1 1/2" Backset Field Reversible Handing	DH084	\$18	N/A			
	Bevel Faceplate LH	DH065	\$5	\$5			
	Bevel Faceplate RH	DH064	\$5	\$5			
	Dead Latch Strike Includes Back Up Plate, Dust Box and Screws	DH090	\$13	N/A			

Default Finish is #10
 unless otherwise
 specified

Note: Hardware Finish
 #10 = Clear
 #20 = Bronze

LOCKS, CYLINDERS, AND ACCESSORIES							
ITEM	DESCRIPTION	P/N	FINISH CODE / DOOR PRICE				
			#10	#20	#81	#99	#89
	Electric Strike Door or Frame 1¼" x 6⅞"	DH098	\$261	\$261			
	Adams Rite 4603 Rectifier Rated 2 amps (200PIV)	DHC-4603	\$21				
	Adams Rite 4605 Transformer Converts 120VAC to 12VAC/24VAC Rated 40 volt-amp output	DHC-4605	\$80				
	MS Dead Bolt Lever Handle With Lock Indicator Includes AR Cam	DH094L LH	\$286	\$286			
		DH094R RH	\$286	\$286			
	Latch Lock Lever Handle Field Reversible Includes AR Cam	DH093	\$26	\$26			
	Latch Lock Paddle Handle Field Reversible Includes AR Cam	DH091 LH	\$51	\$51			
		DH092 RH	\$51	\$51			




Default Finish is #10 unless otherwise specified

Note: Hardware Finsh
#10 = Clear
#20 = Bronze






Entrances

Standard Loose Hardware

Note: 10=Clear 20=Bronze

LOCKS, CYLINDERS, AND ACCESSORIES								
ITEM	DESCRIPTION	P/N	FINISH CODE / DOOR PRICE					
			#10	#20	#81	#99	#89	
	Impact-Resistant 3 Point Lock 1 1/2" Cylinder Backset	DH072	\$68					N/A
	Lock Indicator (Use With Dead Bolt Only)	DH074	\$9	\$9				
	Lever Operated Flush Bolt Standard With Nylon Tip	DH076 Up To 84"	\$13	\$13				Default Finish is #10 unless otherwise specified Note: Hardware Finish #10 = Clear #20 = Bronze
		DH07696 Up To 96"	\$17	\$17				
	Lever Operated Flush Bolt Impact-Resistant With Steel Tips	DH176 Up To 84"	\$21	\$21				
		DH17696 Up To 96"	\$26	\$26				






Note: 10=Clear 20=Bronze

LOCKS, CYLINDERS, AND ACCESSORIES							
ITEM	DESCRIPTION	P/N	FINISH CODE / DOOR PRICE				
			#10	#20	#81	#99	#89
	1 1/2" Diameter 5 Pin Keyed Lock Cylinder	DH078	\$9	\$9			
	1 1/2" Diameter Thumb Turn	DH079	\$9	\$9			
	1 1/2" Diameter Dummy Cylinder	DH080	\$9	\$9			
	1 1/2" Diameter 5 Pin Keyed Rim Cylinder	DH081	\$13	\$13			
	Cylinder Guard With Hardened Steel Collar	DH082	\$13	\$13			

Default Finish is #10
 unless otherwise
 specified
 Note: Hardware Finsh
 #10 = Clear
 #20 = Bronze

Entrances







Standard Loose Hardware

SURFACE CLOSERS							
ITEM	DESCRIPTION	P/N	FINISH CODE / DOOR PRICE				
			#10	#20	#81	#99	#89
	<p>Tri-Style Surface Closer</p> <p>The Industry's most popular hole pattern, the CL026 Tri-Style Surface Closer is the most diverse 9-1/16" commercial door closer on the market today. It provides adjustments for sweep, back check, latch speed, and an adjustment spring tension of 1 to 5.</p> <ul style="list-style-type: none"> • Grade 1 ANSI A156.4 • Exceeds ADA Requirements ANSI 117.1 • Adjustable back check sweep and latch speeds • Power adjustable 1 to 5 • Tri-packed • Cover included • 9-1/16" x 3/4" hole pattern • Self-drilling screws • Includes Parallel arm bracket 	CL026	\$126	\$126			
	<p>Top Jamb Bracket</p>	CL030	\$21	\$21			
	<p>Drop Plate</p>	CL031	\$21	\$21			
	<p>Barrier Free Adjustable Surface Closer</p> <p>The CL028 is one of the most reliable cast iron surface closers on the market today. Coral Architectural Products recommends this closer be used in medium to heavy traffic applications. The CL028 is fully adjustable and will service the heaviest doors, down to ADA compliant.</p> <ul style="list-style-type: none"> • Grade 1 ANSI A156.4 • Exceeds ADA Requirements ANSI 117.1 • Adjustable back check sweep and latch speeds • Power adjustable 1 to 6 • Tri-packed • Cover included • Self-drilling screws • Includes Parallel arm bracket 	CL028	\$294	\$294			
	<p>Drop Plate</p>	CL033	\$51	\$51			

Default Finish is #10 unless otherwise specified

Note: Hardware Finish
#10 = Clear
#20 = Bronze

CONCEALED OVERHEAD CLOSERS




ITEM	DESCRIPTION	P/N	FINISH CODE / DOOR PRICE				
			#10	#20	#81	#99	#89
	Concealed Overhead Closer <ul style="list-style-type: none"> • Dual Valves to Control Closing and Latching • Fits 1-3/4" x 4-1/2" 2" x 4-1/2" and 2-1/2" x 5" Headers • Closer Body Only 	CL190 90° Hold Open	\$231	N/A			
		CL105 105° Hold Open					
		CL290 90° No Hold Open					
		CL205 105° No Hold Open					
	Side Load Top Arm Assembly	DH147	\$51	N/A			
	Offset Arm Assembly Requires D102 (4") Top Rail on Narrow Stile 213 & 281 Doors	DH152	\$34	N/A			
	Slide Channel For Use With Offset Arm	DH153	\$34	N/A			
	Square Corner Cover Plate For Center Pivot	CS112-1	\$30	\$34			
	Rounded Corners Cover Plate For Offset Arm Applications	DH117	\$51	\$55			






Default Finish is #10 unless otherwise specified

Note: Hardware Finish
#10 = Clear
#20 = Bronze

Entrances





Standard Loose Hardware

CENTER PIVOTS							
ITEM	DESCRIPTION	P/N	FINISH CODE / DOOR PRICE				
			#10	#20	#81	#99	#89
 <p>DH114</p>	Floor Mount Bottom Center Pivot Assembly	DH145	\$89	N/A	Default Finish is #10 unless otherwise specified Note: Hardware Finish #10 = Clear #20 = Bronze		
	Bottom Threshold Portion Center Pivot	DH116	\$47	N/A			
	Bottom Door Portion Center Pivot	DH114	\$42	N/A			

FIRST CHOICE PARTS							
ITEM	DESCRIPTION	P/N	FINISH CODE / DOOR PRICE				
			#10	#20	#81	#99	#89
	First Choice CVR SS Pinion Gear Stainless Steel	DHC-16001007-SS	\$35	N/A			
	First Choice Panic Dogging Key	DHC-819	\$9	N/A			
	First Choice Connecting Cable for EL Device x 36"	DHC-EL3000-3CAB	\$42	N/A			Default Finish is #10 unless otherwise specified Note: Hardware Finsh #10 = Clear #20 = Bronze
	First Choice Connecting Cable for EL Device x 36"	DHC-EL3000-3SP	\$51	N/A			
	First Choice 3692 CVR SS Top Strike Kit Stainless Steel	DHC-9038	\$42	N/A			

Entrances



Standard Loose Hardware

PANIC DEVICES							
ITEM	DESCRIPTION	P/N	FINISH CODE / DOOR PRICE				
			#10	#20	#81	#99	#89
	First Choice - Standard Concealed Vertical Rod Exit Device Hand Reversible	DH369236 Up To 3'-0"	\$349	\$357	Default Finish is #10 unless otherwise specified Note: Hardware Finish #10 = Clear #20 = Bronze		
		DH369242 Up To 3'-6"	\$353	\$362			
		DH369248 Up To 4'-0"	\$357	\$366			
	First Choice - Standard Concealed Vertical Rod Exit Device Hand Reversible Motorized Electric Retraction Panic	DH369236FLEL Up To 3'-0"	\$1,540	\$1,540			
		DH369242FLEL Up To 3'-6"	\$1,610	\$1,610			
		DH369248FLEL Up To 4'-0"	\$1,680	\$1,680			
	First Choice - Standard RIM Exit Device Non-Handed	DH379236 Up To 3'-0"	\$341	\$349			
		DH379242 Up To 3'-6"	\$345	\$353			
		DH379248 Up To 4'-0"	\$357	\$367			
	Electric Strike For Rim Panic	DH099	\$370	\$370			
	Securitron Electrical Power Transfer (Priced Per Leaf)	DHC-EPT	\$117	\$117			

PANIC DEVICES							
ITEM	DESCRIPTION	P/N	FINISH CODE / DOOR PRICE				
			#10	#20	#81	#99	#89
	First Choice PSME1500 Power Supply (Single)	DHC-PSME1500	\$404				
	First Choice PSME2000 Power Supply (Pair)	DHC-PSME2000	\$779				
	Jackson Concealed Vertical Rod Exit Device Handed Up To 3'-0" x 7'-0"	DH2086L	\$1,172	\$1,214	Default Finish is #10 unless otherwise specified Note: Hardware Finish #10 = Clear #20 = Bronze		
		DH2086R					
	Jackson Concealed Vertical Rod Exit Device Handed Up To 4'-0" x 7'-0"	DH2086L-48	\$1,214	\$1,235			
		DH2086R-48					
	Jackson 2086 Concealed Vertical Rod Exit Device Handed Electric Latch Retraction Up To 4'-0" x 7'-0"	DH2086ELL-48	\$2,302	\$2,407			
	Jackson 2086 Concealed Vertical Rod Exit Device Handed Electric Latch Retraction Up To 4'-0" x 7'-0"	DH2086ELR-48	\$2,302	\$2,407			
	Jackson 2086 Cylinder Mounting Pad	DH073	\$38	\$38			
	Jackson 30-2616 Power Supply	DHC-30-2616	\$1,214	\$1,214			

Entrances


Standard Loose Hardware

REMOVABLE MULLIONS AND DOOR SWEEPS							
ITEM	DESCRIPTION	P/N	FINISH CODE / DOOR PRICE				
			#10	#20	#81	#99	#89
	First Choice Removable Mullion For Pair of Doors with Rim Exit Devices	DHRM370-7 Up To 7'	\$838	\$859			
		DHRM370-8 Up To 8'	\$850	\$871			
		DHRM370-9 Up To 9'	\$880	\$905			
	Surface Applied Bottom Rail Door Sweep Includes Screws	WS136 Up To 3'	\$13	\$13			
		WS148 Up To 4'	\$17	\$17			

Default Finish is #10 unless otherwise specified

Note: Hardware Finish
 #10 = Clear
 #20 = Bronze

STOCK PREFABRICATED THRESHOLDS

ITEM	DESCRIPTION	LENGTH	HAND	P/N	MILL
 <p>4" x 1/2" Mill Finish Threshold</p>	Standard Butt Hinge Threshold	36"	N/A	TH4-36-AB	\$42
		42"	N/A	TH4-42-AB	\$45
		48"	N/A	TH4-48-AB	\$49
		72"	N/A	TH4-72-J	\$63
		84"	N/A	TH4-84-J	\$70
	Standard Butt Hinge Threshold Panic	36"	RH	TH4-36-AP	\$49
		36"	LH	TH4-36-BP	\$49
		42"	RH	TH4-42-AP	\$54
		42"	LH	TH4-42-BP	\$54
		48"	RH	TH4-48-AP	\$59
		48"	LH	TH4-48-BP	\$59
		72"	N/A	TH4-72-JP	\$70
		84"	N/A	TH4-84-JP	\$77
	Standard Offset Pivot Threshold	36"	RH	TH4-36-C	\$42
		36"	LH	TH4-36-D	\$42
		42"	RH	TH4-42-C	\$45
		42"	LH	TH4-42-D	\$45
		48"	RH	TH4-48-C	\$49
		48"	LH	TH4-48-D	\$49
		72"	N/A	TH4-72-K	\$63
		84"	N/A	TH4-84-K	\$70
	Standard Offset Pivot Threshold Panic	36"	RH	TH4-36-CP	\$49
		36"	LH	TH4-36-DP	\$49
		42"	RH	TH4-42-CP	\$54
		42"	LH	TH4-42-DP	\$54
		48"	RH	TH4-48-CP	\$59
		48"	LH	TH4-48-DP	\$59
		72"	RH	TH4-72-KP	\$70
		72"	LH	TH4-84-KP	\$77
Standard Center Pivot Threshold	36"	N/A	TH4-36-GH	\$56	
	42"	N/A	TH4-42-GH	\$63	
	48"	N/A	TH4-48-GH	\$70	
	72"	N/A	TH4-72-M	\$84	
	84"	N/A	TH4-84-M	\$91	

Page Left Intentionally Blank

Section B
STOREFRONT SYSTEMS
Table of Contents

FL200 Storefront System..... B1
FL300 Storefront System..... B2
FL300T Thermal Storefront System..... B3
FS400T Thermal Storefront System..... B4
Angles, Channels, Flat Bars, & Tubes..... B5
FL100 Removable Office Partitions..... B6
FL600 Storefront System..... B7
FS600T Thermal Storefront System..... B8
FS600UT Thermal Storefront System..... B9










Page Left Intentionally Blank

Section B1
Table of Contents

FL200
STOREFRONT SYSTEM
1³/₄" X 4¹/₂"

	<i>Page</i>
Standard Framing Extrusions.....	1
Optional Framing Extrusions	2-3
Door Framing Extrusions	4
Optional Door Extrusions	5
Accessories.....	6
Steel Reinforcing.....	7
Glazing Infill Charts and Setting Block/Setting Chair Charts	7

Page Left Intentionally Blank




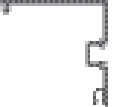

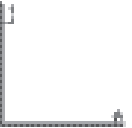

STANDARD FRAMING EXTRUSIONS								
PART DESCRIPTION	PART NO.	PART LENGTH	PCS. PER BOX	FINISH CODE/STOCK LENGTH LIST PRICE				
				#11 CLEAR	#21 BRONZE	#81 WHITE	#2604 POWDER	#2605 POWDER
 Head/Wall Jamb (Deep Pocket)	FL201	24'	3	\$265	\$289	\$289	Please Inquire	Please Inquire
 Sill/Optional Head (Deep Pocket)	FL202	24'	4	\$230	\$250	\$250	Please Inquire	Please Inquire
 Glass Stop	FL203	24'	10	\$65	\$72	\$72	Please Inquire	Please Inquire
 Shallow Pocket Filler	FL205	24'	10	\$94	\$104	\$104	Please Inquire	Please Inquire
 Intermediate Horizontal	FL206	24'	3	\$252	\$266	\$266	Please Inquire	Please Inquire
 Standard Vertical Mullion	FL204	24'	4	\$194	\$212	\$212	Please Inquire	Please Inquire
 Expansion Male Mullion (Requires VG10 Gasket Mates w/FL211 Expansion Mullion)\	FL210	24'	4	\$182	\$198	\$198	Please Inquire	Please Inquire
 Expansion Female Mullion (Mates w/FL210 Expansion Mullion)	FL211	24'	4	\$188	\$203	\$203	Please Inquire	Please Inquire
 Sub-Sill Flashing	FL219	24'	10	\$133	\$145	\$145	Please Inquire	Please Inquire

Note: Add Finish Code to the Part Number when ordering (Ex: FL201-11 for Clear Anodized Finish)







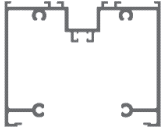
FL200·1³/₄"x4¹/₂"

Non-Thermal Screw-Spline Storefront



OPTIONAL FRAMING EXTRUSIONS									
PART DESCRIPTION	PART NO.	PART LENGTH	PCS. PER BOX	FINISH CODE/STOCK LENGTH LIST PRICE					
				#11 CLEAR	#21 BRONZE	#81 WHITE	#2604 POWDER	#2605 POWDER	
 Deep Pocket Filler (Required w/CS135)	FL213	24'	10	\$103	\$112	\$112	Please Inquire	Please Inquire	
 Head/Vertical Mullion	FL214	24'	4	\$222	\$241	\$241	Please Inquire	Please Inquire	
 Heavy Vertical Mullion	FL216	24'	3	\$271	\$287	\$287	Please Inquire	Please Inquire	
 Single Pocket Corner Post Mullion	FL251	24'	4	\$272	\$292	\$292	Please Inquire	Please Inquire	
 Double Pocket Corner Post Mullion	FL252	24'	4	\$310	\$334	\$334	Please Inquire	Please Inquire	
 90° Corner Post Trim	FL350	24'	4	\$233	\$251	\$251	Please Inquire	Please Inquire	
 135° Corner Post Mullion (Mates w/FL213 Filler)	CS135	24'	2	\$374	\$397	\$397	Please Inquire	Please Inquire	

Note: Add Finish Code to the Part Number when ordering (Ex: FL201-11 for Clear Anodized Finish)










OPTIONAL FRAMING EXTRUSIONS									
PART DESCRIPTION	PART NO.	PART LENGTH	PCS. PER BOX	FINISH CODE/STOCK LENGTH LIST PRICE					
				#11 CLEAR	#21 BRONZE	#81 WHITE	#2604 POWDER	#2605 POWDER	
 <p>½" Reveal Adapter (Snap fits with Open Back Wall Jambs/Head Members)</p>	CS102	24'	10	\$125	\$136	\$136	Please Inquire	Please Inquire	
 <p>Flat Filler Snap fits with Open Back Wall Jambs/Head Members)</p>	CS104	24'	10	\$93	\$101	\$101	Please Inquire	Please Inquire	
 <p>¼" Snap-In Glazing Pocket Filler</p>	CS105	21'-5"	12	\$26	\$33	\$33	Please Inquire	Please Inquire	
 <p>Interlocking Stop (Snap fits with CS119 Head Expander - Requires VG10 Gasket)</p>	CS118	24'	10	\$55	\$61	\$61	Please Inquire	Please Inquire	
 <p>Head Expander (Snap fits with CS118 Head Expander - Requires VG10 Gasket)</p>	CS119	24'	6	\$154	\$168	\$168	Please Inquire	Please Inquire	
 <p>Head/Wall Jamb Anchor Clip</p>	CS300	24'	2	Mill-00 \$108	N/A	N/A	Please Inquire	Please Inquire	
 <p>Bulk Head Base (4½" x 4½" for ¼" Glazing Requires Two FL203 Glass Stops)</p>	CS453	24'	2	\$437	\$469	\$469	Please Inquire	Please Inquire	

Note: Add Finish Code to the Part Number when ordering (Ex: **FL201-11** for Clear Anodized Finish)







FL200·1³/₄"x4¹/₂"

Non-Thermal Screw-Spline Storefront



DOOR FRAME EXTRUSIONS									
PART DESCRIPTION	PART NO.	PART LENGTH	PCS. PER BOX	FINISH CODE/STOCK LENGTH LIST PRICE					
				#11 CLEAR	#21 BRONZE	#81 WHITE	#2604 POWDER	#2605 POWDER	
 Door Header for Offset Doors (Requires DS200 Door Stop)	FL207	24'-6"	3	\$318	\$334	\$334	Please Inquire	Please Inquire	
 Door Header for Center Hung Doors (Requires CS112 Cover)	FL208	24'	4	\$223	\$237	\$237	Please Inquire	Please Inquire	
 Open Back Door Jamb for Offset Doors (Requires DS200 Door Stop)	FL209	24'	4	\$215	\$233	\$233	Please Inquire	Please Inquire	
 Tubular Door Header for COC Offset Doors (Requires DS202 Door Stop)	FL212	24'	4	\$248	\$258	\$258	Please Inquire	Please Inquire	
 Open Back Door Jamb Center Hung Doors	FL217	24'	3	\$180	\$194	\$194	Please Inquire	Please Inquire	
 Snap-In Cover for Center Hung Door Header (Mates with FL208 Door Header)	CS112	21'-2"	20	\$98	\$105	\$105	Please Inquire	Please Inquire	
 Snap-In Door Stop for 1/4" Glass (Requires WP200 Weathering)	DS200	16'	20	\$44	\$48	\$48	Please Inquire	Please Inquire	
 Transom Sash Base for 1/4" Glass (Requires FL518 Glass Stop)	CS113	24'	12	\$63	\$70	\$70	Please Inquire	Please Inquire	
 Glass Stop for Transom Sash (Mates with CS113 and CS115 Transom Sash Base)	FL518	24'	12	\$49	\$54	\$54	Please Inquire	Please Inquire	











Note: Add Finish Code to the Part Number when ordering (Ex: **FL201-11** for Clear Anodized Finish)

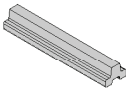
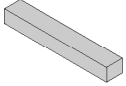




OPTIONAL DOOR EXTRUSIONS									
PART DESCRIPTION		PART NO.	PART LENGTH	PCS. PER BOX	FINISH CODE/STOCK LENGTH LIST PRICE				
					#11 CLEAR	#21 BRONZE	#81 WHITE	#2604 POWDER	#2605 POWDER
	Door Rail Shoe Base	DB124	24'	8	Mill-00	N/A	N/A	N/A	N/A
					\$38				
	1/16" Door Rail Base Extension	DB123	24'	8	\$96	\$103	\$103	Please Inquire	Please Inquire
	Mid Rail Adapter <small>(Use with D102, 108, or 109)</small>	D113	24'	10	Mill-00	N/A	N/A	N/A	N/A
					\$49				
	4" Muntin or Sidelite Base	D102	16'-0"	4	\$195	\$205	\$205	Please Inquire	Please Inquire
	7 1/2" Muntin or Sidelite Base	D108	16'-0"	4	\$313	\$327	\$327	Please Inquire	Please Inquire
	9 1/2" Muntin or Sidelite Base	D109	16'-0"	4	\$380	\$395	\$395	Please Inquire	Please Inquire
	Door Glass Stop for 1/4" Glazing <small>(Use NG4 Gasket)</small>	DG100	16'-0"	20	\$33	\$41	\$41	Please Inquire	Please Inquire
	Door Glass Stop for 1" Glazing <small>(Use NG415 Gasket)</small>	DG101	16'-0"	18	\$28	\$38	\$38	Please Inquire	Please Inquire



Note: Add Finish Code to the Part Number when ordering (Ex: FL201-11 for Clear Anodized Finish)

FL200·1³/₄" x 4¹/₂"

Non-Thermal Screw-Spline Storefront

ACCESSORIES			
PART DESCRIPTION	PART NO.	QTY	PRICE PER BOX
 Spline Screw #14 x 1 HHSTS (Assembly Screw)	AS16	100 (AS16-1)	\$17
 #6 x 3/8" PPH Type AB (Attaches End Dams)	AS31	100 (AS31-1)	\$9
 #10-24 x 3/8" UCPFH (Attaching SR101 or SR102 Steel Reinforcing)	AS24	100 (AS24-1)	\$27
 Setting Chair (Two Per Lite Required at Sill Member)	CS100-1	50 (CS100-2)	\$82
 Drill Jig for Screw Spline (Required for Series FL200 Storefront)	DJ200	1	\$236
 End Dam for Sill Flashing (Requires Two AS21 Screws)	ED219-1	20 (ED219-2)	\$42
 EPDM Gasket (Standard Gasket for 1/2" Glazing)	NG1	300 FT. (Per Roll)	\$191
 Heavy Glazing Gasket	NG2	500 FT. (Per Roll)	\$479
 3/8" Glazing Gasket	NG3	250 FT. (Per Roll)	\$185
 NG41S	NG41S	250 FT. (Per Roll)	\$159

ACCESSORIES			
PART DESCRIPTION	PART NO.	QTY	PRICE PER BOX
 4" Long EPDM Setting Block for 1/2" Glass (Exterior Glazing - Two Per Lite)	SB2	100 (SB2-1)	\$82
 4" Long EPDM Setting Block for Int. Glazing (Horizontal - Two Per Lite)	SB5	100 (SB5-1)	\$96
 Water Diverter (Horizontal - Two Per Lite)	WD200-1	50 (WD200-2)	\$87
 Vinyl Gasket (Standard Weathering Gasket for FL210 and CS118 / CS119)	VG10	250 FT. (VG10-1) (Per Roll)	\$258
 Joint Sealant Tape (1/2" x 1/2" for Sealing Horizontal to Vertical Member Connections)	SM5601	30 FT. (Per Roll)	\$52
 Weathering for D200	WP200	500 FT. (Per Roll)	\$136
 Steel Bracket for Muntin Assembly to Door Stile	TH401	50 (TH401-2)	\$131
 #8 x 3/4" POH TEK Screw	AS7	100 (AS7-1)	\$33
 Caulking Stop (Used at FL214 Head and Jambs)	CS104P-1	10	\$426

STEEL REINFORCING			
PART DESCRIPTION	PART NO.	QUANTITY LENGTH	PRICE
 1¹/₄" x 4³/₁₆" x 10 Ga. Steel Reinforcing (For Standard Vertical Mullions)	SR101	1	\$311
		10'-0"	
 1¹/₄" x 4³/₁₆" x 10 Ga. Steel Reinforcing (For Standard Vertical Mullions)	SR102	1	\$181
		10'-0"	

GLAZING INFILL CHART					
SYSTEM	GLAZING ADAPTER	REGLET WIDTH	INFILL THICKNESS	GASKET COMBINATIONS	
FL200	N/A	5/8"	3/16"	NG2	NG1
			1/4"	NG1	NG1
			5/16"	NG1	NG3
			3/8"	NG3	NG3

SETTING BLOCK AND SETTING CHAIR CHART					
GLASS SIZE	PART DESCRIPTION	PART NO.	GLAZING APPLICATION	SETTING BLOCK PART NO.	SETTING CHAIR PART NO.
1/4"	Sill Member	FL202	Exterior Glazed	SB2	CS100-1
		FL203	Interior Glazed	SB2	CS100-2
1/4"	Intermediate Horizontal	FL206	Exterior Glazed	SB2	Not Required
		FL206	Interior Glazed	SB5	Not Required
1/4"	Bulk Head Base	CS453	Exterior Glazed	SB2	CS100-1
		CS453	Interior Glazed	SB2	CS100-1

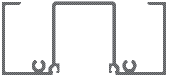



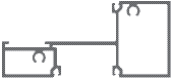





Page Left Intentionally Blank

Section B2
 Table of Contents

FL300
 STOREFRONT SYSTEM
 2" x 4½"

	<i>Page</i>
Standard Framing Extrusions.....	1
Optional Framing Extrusions	2-3
Door Framing Extrusions	4
Optional Door Extrusions	5
Accessories.....	6
Steel Reinforcing.....	7
Glazing Infill Charts and Setting Block/Setting Chair Charts	7

Page Left Intentionally Blank




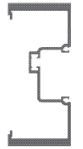
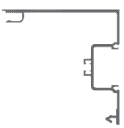
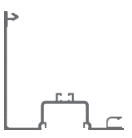



STANDARD FRAMING EXTRUSIONS									
PART DESCRIPTION	PART NO.	PART LENGTH	PCS. PER BOX	FINISH CODE/STOCK LENGTH LIST PRICE					
				#11 CLEAR	#21 BRONZE	#81 WHITE	#2604 POWDER	#2605 POWDER	
 Head/Wall Jamb (Deep Pocket)	FL301	24'	3	\$287	\$311	\$311	Please Inquire	Please Inquire	
 Sill/Optional Head (Deep Pocket)	FL302	24'	4	\$244	\$265	\$265	Please Inquire	Please Inquire	
 Glass Stop	FL303	24'	10	\$65	\$72	\$72	Please Inquire	Please Inquire	
 Shallow Pocket Filler	FL305	24'	10	\$94	\$104	\$104	Please Inquire	Please Inquire	
 Intermediate Horizontal	FL306	24'	3	\$254	\$268	\$268	Please Inquire	Please Inquire	
 Thin Wall Vertical/Wall Jamb	FL304	24'	4	\$213	\$231	\$231	Please Inquire	Please Inquire	
 Expansion Male Mullion (Requires VG10 Gasket Mates w/FL311 Expansion Mullion)	FL310	24'	4	\$213	\$231	\$231	Please Inquire	Please Inquire	
 Expansion Female Mullion (Mates w/FL310 Expansion Mullion)	FL311	24'	4	\$234	\$254	\$254	Please Inquire	Please Inquire	
 Sub-Sill Use ED319-1	FL319	24'	10	\$139	\$150	\$150	Please Inquire	Please Inquire	
 High Performance Sub-Sill Use ED340-1	FL340	24'	10	\$233	\$251	\$251	Please Inquire	Please Inquire	

Note: Add Finish Code to the Part Number when ordering (Ex: **FL201-11** for Clear Anodized Finish)









FL300·2" x 4½"

Non-Thermal Screw-Spline Storefront



OPTIONAL FRAMING EXTRUSIONS									
PART DESCRIPTION	PART NO.	PART LENGTH	PCS. PER BOX	FINISH CODE/STOCK LENGTH LIST PRICE					
				#11 CLEAR	#21 BRONZE	#81 WHITE	#2604 POWDER	#2605 POWDER	
 Deep Pocket Filler (Required w/CS135)	FL313	24'	10	\$128	\$140	\$140	Please Inquire	Please Inquire	
 Head/Vertical Mullion	FL314	24'	4	\$241	\$262	\$262	Please Inquire	Please Inquire	
 Standard Vertical Mullion	FL315	24'	4	\$237	\$255	\$255	Please Inquire	Please Inquire	
 Heavy Vertical Mullion	FL316	24'	3	\$345	\$364	\$364	Please Inquire	Please Inquire	
 Single Pocket Corner Post Mullion	FL351	24'	4	\$300	\$322	\$322	Please Inquire	Please Inquire	
 Single Pocket Corner Post Mullion	FL353	24'	4	\$297	\$320	\$320	Please Inquire	Please Inquire	
 90° Corner Post Trim	FL350	24'	4	\$233	\$251	\$251	Please Inquire	Please Inquire	
 Axle Interlock	FL320	24'	4	\$173	\$187	\$187	Please Inquire	Please Inquire	
 135° Corner Post Mullion (Mates w/FL313 Expansion Mullion)	CS135	24'	2	\$374	\$397	\$397	Please Inquire	Please Inquire	










Note: Add Finish Code to the Part Number when ordering (Ex: FL201-11 for Clear Anodized Finish)

OPTIONAL FRAMING EXTRUSIONS								
PART DESCRIPTION	PART NO.	PART LENGTH	PCS. PER BOX	FINISH CODE/STOCK LENGTH LIST PRICE				
				#11 CLEAR	#21 BRONZE	#81 WHITE	#2604 POWDER	#2605 POWDER
 ½" Reveal Adapter (Snap fits with Open Back Wall Jamb/Head Members)	CS102	24'	10	\$125	\$136	\$136	Please Inquire	Please Inquire
 Flat Filler Snap fits with Open Back Wall Jamb/Head Members)	CS104	24'	10	\$93	\$101	\$101	Please Inquire	Please Inquire
 1" Snap-In Pocket Filler	CS106	21'-6"	12	\$35	\$40	\$40	Please Inquire	Please Inquire
 ¼" Glass Adapter	CS107	24'	12	\$33	\$41	\$41	Please Inquire	Please Inquire
 Interlocking Stop (Snap fits with CS119 Head Expander - Requires VG10 Gasket)	CS118	24'	10	\$55	\$61	\$61	Please Inquire	Please Inquire
 Head Expander (Snap fits with CS119 Head Expander - Requires VG10 Gasket)	CS119	24'	6	\$154	\$168	\$168	Please Inquire	Please Inquire
 Head/Wall Jamb Anchor Clip	CS300	24'-3"	2	Mill-00	N/A	N/A	N/A	N/A
				\$108				
 Bulk Head Base (4½" x 4½" for 1" Glazing Requires Two FL303 Glass Stops)	CS453	24'	2	\$437	\$469	\$469	Please Inquire	Please Inquire







Note: Add Finish Code to the Part Number when ordering (Ex: **FL201-11** for Clear Anodized Finish)

FL300·2" x 4½"

Non-Thermal Screw-Spline Storefront

DOOR FRAME EXTRUSIONS									
PART DESCRIPTION	PART NO.	PART LENGTH	PCS. PER BOX	FINISH CODE/STOCK LENGTH LIST PRICE					
				#11 CLEAR	#21 BRONZE	#81 WHITE	#2604 POWDER	#2605 POWDER	
 Door Header for Offset Doors (Requires DS200 Door Stop)	FL307	24'-6"	3	\$342	\$357	\$357	Please Inquire	Please Inquire	
 Door Header for Center Hung Doors (Requires CS112 Cover)	FL308	24'	4	\$237	\$251	\$251	Please Inquire	Please Inquire	
 Open Back Door Jamb for Offset Doors (Requires DS200 Door Stop)	FL309	24'	4	\$227	\$245	\$245	Please Inquire	Please Inquire	
 Tubular Door Header for COC Offset Doors (Requires DS202 Door Stop)	FL312	24'	4	\$328	\$339	\$339	Please Inquire	Please Inquire	
 Open Back Door Jamb Center Hung Doors	FL317	24'	3	\$191	\$206	\$206	Please Inquire	Please Inquire	
 Snap-In Cover for Center Hung Door Header (Mates with FL208 Door Header)	CS112	21'-2"	20	\$98	\$105	\$105	Please Inquire	Please Inquire	
 Snap-In Door Stop for 1" Glass (Requires WP200 Weathering)	DS201	16'	20	\$59	\$66	\$66	Please Inquire	Please Inquire	
 Transom Sash for 1" Glass (Requires FL518 Glass Stop)	CS115	24'	12	\$80	\$87	\$87	Please Inquire	Please Inquire	
 Glass Stop for Transom Sash	FL518	24'	12	\$49	\$54	\$54	Please Inquire	Please Inquire	




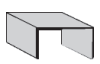







Note: Add Finish Code to the Part Number when ordering (Ex: **FL201-11** for Clear Anodized Finish)



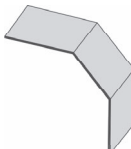





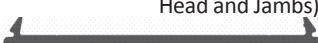
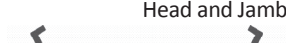
OPTIONAL DOOR EXTRUSIONS									
PART DESCRIPTION		PART NO.	PART LENGTH	PCS. PER BOX	FINISH CODE/STOCK LENGTH LIST PRICE				
					#11 CLEAR	#21 BRONZE	#81 WHITE	#2604 POWDER	#2605 POWDER
	Door Rail Shoe Base	DB124	24'	8	Mill-00	N/A	N/A	N/A	N/A
					\$38				
	1/16" Door Rail Base Extension	DB123	24'	8	\$96	\$103	\$103	Please Inquire	Please Inquire
	Mid Rail Adapter	D113	24"	10	Mill-00	N/A	N/A	N/A	N/A
					\$49				
	4" Muntin or Sidelite Base	D102	16'-0"	4	\$195	\$205	\$205	Please Inquire	Please Inquire
	8" Muntin or Sidelite Base	D108	16'-0"	4	\$313	\$327	\$327	Please Inquire	Please Inquire
	9½" Muntin or Sidelite Base	D109	16'-0"	4	\$380	\$395	\$395	Please Inquire	Please Inquire
	Door Glass Stop for 1/4" Glazing	DG100	16'-0"	20	\$33	\$41	\$41	Please Inquire	Please Inquire
	Door Glass Stop for 1" Glazing	DG101	16'-0"	18	\$28	\$38	\$38	Please Inquire	Please Inquire



Note: Add Finish Code to the Part Number when ordering (Ex: FL201-11 for Clear Anodized Finish)

FL300·2" x 4½"

Non-Thermal Screw-Spline Storefront

ACCESSORIES			
PART DESCRIPTION	PART NO.	QTY	PRICE PER BOX
 Spline Screw #14 x 1 HHSTS (Assembly Screw)	AS16	100 (AS16-1)	\$17
 #6 x 3/8" PPH Type AB (Attaches End Dams)	AS31	100 (AS21-1)	\$9
 #10-24 x 3/8" UCPFH (Attaching SR101 or SR102 Steel Reinforcing)	AS24	100 (AS24-1)	\$27
 Setting Chair (Two Per Lite Required at Sill Member)	CS101-1	50 (CS101-2)	\$117
 Drill Jig for Screw Spline (Required for Series FL300 Storefront)	DJ300	1	\$255
 End Dam for FL319 Sub Sill (Requires Two AS21 Screws)	ED319-1	20 (ED319-2)	\$42
 End Dam for FL340 High Performance Sub Sill (Requires Two AS21 Screws)	ED340-1	20 (ED340-2)	\$42
 EPDM Gasket (Standard Gasket for 1/2" Glazing)	NG1	300 FT. (Per Roll)	\$191
 Heavy Glazing Gasket	NG2	500 FT. (Per Roll)	\$479
 3/8" Glazing Gasket	NG3	250 FT. (Per Roll)	\$185
 HD	NG41S	250 FT. (Per Roll)	\$159

ACCESSORIES			
PART DESCRIPTION	PART NO.	QTY	PRICE PER BOX
 4" Long EPDM Setting Block for 1" Glass (Exterior Glazing - Two Per Lite)	SB3	100 (SB3-1)	\$136
 4" Long EPDM Setting Block for Int. Glazing (Horizontal - Two Per Lite)	SB4	100 (SB4-1)	\$371
 Water Diverter (Horizontal - Two Per Lite)	WD300-1	50 (WD300-2)	\$87
 Vinyl Gasket (Standard Weathering Gasket for FL210 and CS118 / CS119)	VG10	250 FT. (VG10-1) (Per Roll)	\$258
 Joint Sealant Tape (1/2" x 1/2" for Sealing Horizontal to Vertical Member Connections)	SM5601	30 FT. (Per Roll)	\$52
 Weathering for D200	WP200	500 FT. (Per Roll)	\$136
 Steel Bracket for Muntin Assembly to Door Stile	TH401	50 (TH401-2)	\$131
 #8 x 3/4" POH TEK Screw	AS7	100 (AS7-1)	\$33
 Caulking Stop (Used at FL314 Head and Jambs)	CS104P-1	10	\$426
 Caulking Stop (Used at FL301/ Head and Jambs)	FL301P-1	10	\$539

STEEL REINFORCING			
PART DESCRIPTION	PART NO.	QUANTITY LENGTH	PRICE
 1¼" x 4¾" x 10 Ga. Steel Reinforcing (For Standard Vertical Mullions)	SR101	1	\$311
		10'-0"	
 1¼" x 4¾" x 10 Ga. Steel Reinforcing (For Standard Vertical Mullions)	SR102	1	\$181
		10'-0"	

GLAZING INFILL CHART					
SYSTEM	GLAZING ADAPTER	REGLET WIDTH	INFILL THICKNESS	GASKET COMBINATIONS	
FL300	N/A	1⅜"	7/8"	NG2	NG2
			15/16"	NG2	NG1
			1"	NG1	NG1
			1 1/16"	NG1	NG3
			1 1/8"	NG3	NG3

SETTING BLOCK AND SETTING CHAIR CHART					
GLASS SIZE	PART DESCRIPTION	PART NO.	GLAZING APPLICATION	SETTING BLOCK PART NO.	SETTING CHAIR PART NO.
1"	Sill Member	FL302	Exterior Glazed	SB3	CS101-1
		FL303	Interior Glazed	SB4	CS101-1
1"	Intermediate Horizontal	FL306	Exterior Glazed	SB3	Not Required
		FL306	Interior Glazed	SB4	Not Required
1"	Bulk Head Base	CS453	Exterior Glazed	SB3	CS101-1
		CS453	Interior Glazed	SB4	CS101-1

Page Left Intentionally Blank

Section B3 Table of Contents





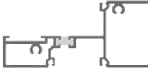
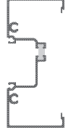




FL300T

THERMAL STOREFRONT SYSTEM

2" x 4½"

	<i>Page</i>
Standard Framing Extrusions.....	1
Optional Framing Extrusions	2-3
Door Framing Extrusions	4
Optional Door Extrusions	5
Accessories.....	6
Steel Reinforcing.....	7
Glazing Infill Charts and Setting Block/Setting Chair Charts	7

Page Left Intentionally Blank




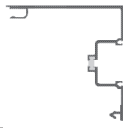
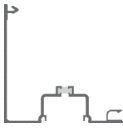


STANDARD FRAMING EXTRUSIONS									
PART DESCRIPTION	PART NO.	PART LENGTH	PCS. PER BOX	FINISH CODE/STOCK LENGTH LIST PRICE					
				#11 CLEAR	#21 BRONZE	#81 WHITE	#2604 POWDER	#2605 POWDER	
 Head/Wall Jamb (Deep Pocket)	FL321T	24'	3	\$332	\$357	\$357	Please Inquire	Please Inquire	
 Sill/Optional Head	FL322T	24'	4	\$252	\$272	\$272	Please Inquire	Please Inquire	
 Glass Stop	FL303	24'	10	\$65	\$72	\$72	Please Inquire	Please Inquire	
 Shallow Pocket Filler	FL325T	24'	10	\$145	\$156	\$156	Please Inquire	Please Inquire	
 Intermediate Horizontal	FL326T	24'	3	\$297	\$313	\$313	Please Inquire	Please Inquire	
 Standard Vertical Mullion	FL334T	24'	4	\$290	\$314	\$314	Please Inquire	Please Inquire	
 Expansion Male Mullion (Requires VG10 Gasket)	FL310T	24'	4	\$247	\$265	\$265	Please Inquire	Please Inquire	
 Expansion Female Mullion (Mates w/FL310 Expansion Mullion)	FL311T	24'	4	\$268	\$289	\$289	Please Inquire	Please Inquire	
 Sub-Sill Use ED319-1	FL339T	24'	10	\$216	\$231	\$231	Please Inquire	Please Inquire	
 High Performance Sub-Sill Use ED340-1	FL340T	24'	10	\$233	\$251	\$251	Please Inquire	Please Inquire	

Note: Add Finish Code to the Part Number when ordering (Ex: **FL321T-11** for Clear Anodized Finish)








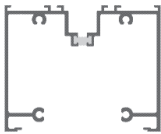
FL300T·2" x 4½"

Thermal Screw-Spline Storefront

OPTIONAL FRAMING EXTRUSIONS

PART DESCRIPTION	PART NO.	PART LENGTH	PCS. PER BOX	FINISH CODE/STOCK LENGTH LIST PRICE				
				#11 CLEAR	#21 BRONZE	#81 WHITE	#2604 POWDER	#2605 POWDER
 Rotating Mullion (Use with FL320T)	FL331T	24'	10	\$264	\$283	\$283	Please Inquire	Please Inquire
 Deep Pocket Filler (Required w/CS135)	FL313T	24'	10	\$161	\$174	\$174	Please Inquire	Please Inquire
 Heavy Vertical Mullion	FL316T	24'	3	\$378	\$399	\$399	Please Inquire	Please Inquire
 Single Pocket Corner Post Mullion	FL351T	24'	4	\$334	\$357	\$357	Please Inquire	Please Inquire
 Single Pocket Corner Post Mullion	FL353T	24'	4	\$331	\$353	\$353	Please Inquire	Please Inquire
 90° Corner Post Trim	FL350	24'	4	\$233	\$251	\$251	Please Inquire	Please Inquire
 Axle Interlock (Use with FL331T)	FL320T	24'	4	\$206	\$222	\$222	Please Inquire	Please Inquire

Note: Add Finish Code to the Part Number when ordering (Ex: **FL321T-11** for Clear Anodized Finish)

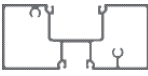








OPTIONAL FRAMING EXTRUSIONS								
PART DESCRIPTION	PART NO.	PART LENGTH	PCS. PER BOX	FINISH CODE/STOCK LENGTH LIST PRICE				
				#11 CLEAR	#21 BRONZE	#81 WHITE	#2604 POWDER	#2605 POWDER
 <p>135° Corner Post Mullion (Use w/FL313T Fillers)</p>	CS135T	24'	2	\$408	\$430	\$430	Please Inquire	Please Inquire
 <p>½" Reveal Adapter (Snap fits with Open Back Wall Jamb/Head Members)</p>	CS102T	24'	10	\$159	\$171	\$171	Please Inquire	Please Inquire
 <p>Flat Filler Snap fits with Open Back Wall Jamb/Head Members)</p>	CS104T	24'	10	\$126	\$135	\$135	Please Inquire	Please Inquire
 <p>1" Snap-In Glazing Pocket Filler</p>	CS106	21'-5"	12	\$35	\$40	\$40	Please Inquire	Please Inquire
 <p>Interlocking Stop (Snap fits with CS118 interlocking stop)</p>	CS118	24'	10	\$55	\$61	\$61	Please Inquire	Please Inquire
 <p>Head Expander (Snap fits with CS119 Head Expander - Requires VG10 Gasket)</p>	CS119T	24'	6	\$189	\$202	\$202	Please Inquire	Please Inquire
 <p>Head/Wall Jamb Anchor Clip</p>	CS300T	24'-3"	2	Mill-00	N/A	N/A	N/A	N/A
				\$142				
 <p>Bulk Head Base (4½" x 4½" for 1" Glazing Requires Two FL303 Glass Stops)</p>	CS453T	24'	2	\$471	\$503	\$503	Please Inquire	Please Inquire

Note: Add Finish Code to the Part Number when ordering (Ex: **FL321T-11** for Clear Anodized Finish)







FL300T·2" x 4½"

Thermal Screw-Spline Storefront



DOOR FRAME EXTRUSIONS									
PART DESCRIPTION	PART NO.	PART LENGTH	PCS. PER BOX	FINISH CODE/STOCK LENGTH LIST PRICE					
				#11 CLEAR	#21 BRONZE	#81 WHITE	#2604 POWDER	#2605 POWDER	
 Door Header for Offset Doors (Requires DS200 Door Stop)	FL307	24'	3	\$342	\$357	\$357	Please Inquire	Please Inquire	
 Door Header for Center Hung Doors (Requires CS112 Cover)	FL308	24'	4	\$237	\$251	\$251	Please Inquire	Please Inquire	
 Open Back Door Jamb for Offset Doors (Requires DS200 Door Stop)	FL309	24'	4	\$227	\$245	\$245	Please Inquire	Please Inquire	
 Tubular Door Header for COC Offset Doors (Requires DS202 Door Stop)	FL312	24'	4	\$328	\$339	\$339	Please Inquire	Please Inquire	
 Open Back Door Jamb Center Hung Doors	FL317	24'	3	\$191	\$206	\$206	Please Inquire	Please Inquire	
 Snap-In Cover for Center Hung Door Header (Mates with FL208 Door Header)	CS112	16'	20	\$98	\$105	\$105	Please Inquire	Please Inquire	
 Snap-In Door Stop for 1" Glass (Requires WP200 Weathering)	DS201	16'	20	\$59	\$66	\$66	Please Inquire	Please Inquire	
 Transom Sash for 1" Glass (Requires FL518 Glass Stop)	CS115	24'	12	\$80	\$87	\$87	Please Inquire	Please Inquire	
 Glass Stop for Transom Sash	FL518	24'	12	\$49	\$54	\$54	Please Inquire	Please Inquire	











Note: Add Finish Code to the Part Number when ordering (Ex: FL321T-11 for Clear Anodized Finish)











OPTIONAL DOOR EXTRUSIONS									
PART DESCRIPTION		PART NO.	PART LENGTH	PCS. PER BOX	FINISH CODE/STOCK LENGTH LIST PRICE				
					#11 CLEAR	#21 BRONZE	#81 WHITE	#2604 POWDER	#2605 POWDER
	Door Rail Shoe Base	DB124	24'-3"	8	Mill-00	N/A	N/A	N/A	N/A
					\$38				
	1/16" Door Rail Base Extension	DB123	24'-3"	8	\$96	\$103	\$103	Please Inquire	Please Inquire
	Mid Rail Adapter	D113	19'-9"	10	Mill-00	N/A	N/A	N/A	N/A
					\$49				
	4" Muntin or Sidelite Base	D102	16'	4	\$195	\$205	\$205	Please Inquire	Please Inquire
	7-½" Muntin or Sidelite Base	D108	16'	4	\$313	\$327	\$327	Please Inquire	Please Inquire
	9-½" Muntin or Sidelite Base	D109	16'	4	\$380	\$395	\$395	Please Inquire	Please Inquire
	Door Glass Stop for 1/4" Glazing (Use NG4 Gasket)	DG100	16'	20	\$33	\$41	\$41	Please Inquire	Please Inquire
	Door Glass Stop for 1" Glazing (Use NG41S Gasket)	DG101	16'	18	\$28	\$38	\$38	Please Inquire	Please Inquire



Note: Add Finish Code to the Part Number when ordering (Ex: FL321T-11 for Clear Anodized Finish)

FL300T·2" x 4½"

Thermal Screw-Spline Storefront

ACCESSORIES			
PART DESCRIPTION	PART NO.	QTY	PRICE PER BOX
 Spline Screw #14 x 1 HHSTS (Assembly Screw)	AS16	100 (AS16-1)	\$17
 #6 x ¾" PPH Type AB (Attaches End Dams)	AS31	100 (AS31-1)	\$9
 #10-24 x ¾" UCPFH (Attaching SR101 or SR102 Steel Reinforcing)	AS24	100 (AS24-1)	\$27
 Setting Chair (Two Per Lite Required at Sill Member)	CS101-1	50 (CS101-2)	\$117
 Drill Jig for Screw Spline (Required for Series FL300 Storefront)	DJ300	1	\$255
 End Dam for FL319 Sub Sill (Requires Two AS21 Screws)	ED319-1	20 (ED319-2)	\$42
 End Dam for FL340T High Performance Sub Sill (Requires Two AS21 Screws)	ED340-1	20 (ED340-2)	\$42
 EPDM Gasket (Standard Gasket for ¼" Glazing)	NG1	300 FT. (Per Roll)	\$191
 Heavy Glazing Gasket	NG2	500 FT. (Per Roll)	\$479
 ¾" Glazing Gasket	NG3	250 FT. (Per Roll)	\$185

ACCESSORIES			
PART DESCRIPTION	PART NO.	QTY	PRICE PER BOX
 4" Long EPDM Setting Block for 1" Glass (Exterior Glazing - Two Per Lite)	SB3	100 (SB3-1)	\$136
 4" Long EPDM Setting Block for Int. Glazing (Horizontal - Two Per Lite)	SB4	100 (SB4-1)	\$371
 Water Diverter (Horizontal - Two Per Lite)	WD300-1	50 (WD300-2)	\$87
 Vinyl Gasket (Standard Weathering Gasket for FL210 and CS118 / CS119)	VG10	250 FT. (VG10-1) (Per Roll)	\$258
 Joint Sealant Tape (½" x ½" for Sealing Horizontal to Vertical Member Connections)	SM5601	30 FT. (Per Roll)	\$52
 Weathering for D200	WP200	500 FT. (Per Roll)	\$136
 Steel Bracket for Muntin Assembly to Door Stile	TH401	50 (TH401-2)	\$131
 #8 x ¾" POH TEK Screw	AS7	100 (AS7-1)	\$33
 Caulking Stop (Used at FL334T Head and Jambs)	CS104P-1	10	\$426
 Caulking Stop (Used at FL321T Head and Jambs)	FL301P-1	10	\$539

STEEL REINFORCING			
PART DESCRIPTION	PART NO.	QUANTITY LENGTH	PRICE
 1¼" x 4¾" x 10 Ga. Steel Reinforcing (For Standard Vertical Mullions)	SR101	1	\$311
		10'-0"	
 1¼" x 4¾" x 10 Ga. Steel Reinforcing (For Standard Vertical Mullions)	SR102	1	\$181
		10'-0"	

GLAZING INFILL CHART					
SYSTEM	GLAZING ADAPTER	REGLET WIDTH	INFILL THICKNESS	GASKET COMBINATIONS	
FL300T	N/A	1⅜"	⅞"	NG2	NG2
			1⅝"	NG2	NG1
			1"	NG1	NG1
			1⅙"	NG1	NG3
			1⅞"	NG3	NG3

SETTING BLOCK AND SETTING CHAIR CHART					
GLASS SIZE	PART DESCRIPTION	PART NO.	GLAZING APPLICATION	SETTING BLOCK PART NO.	SETTING CHAIR PART NO.
1"	Sill Member	FL322T	Exterior Glazed	SB3	CS101-1
		FL303	Interior Glazed	SB4	CS101-1
1"	Intermediate Horizontal	FL326T	Exterior Glazed	SB3	Not Required
		FL306	Interior Glazed	SB4	Not Required
1"	Bulk Head Base	CS453T	Exterior Glazed	SB3	CS101-1
		CS453T	Interior Glazed	SB4	CS101-1

Page Left Intentionally Blank











Section B4
Table of Contents



2" x 4½"
Front Set

	<i>Page</i>
Standard Framing Extrusions Exterior Glazed System	1
Standard Framing Extrusions Interior Glazed System	2
Accessories	3
Steel Reinforcing.....	4
Glazing Infill Charts and Setting Block/Setting Chair Charts	4

Page Left Intentionally Blank

STANDARD FRAMING EXTRUSIONS - EXTERIOR GLAZED SYSTEM									
PART DESCRIPTION	PART NO.	PART LENGTH	PCS. PER BOX	FINISH CODE/STOCK LENGTH LIST PRICE					
				#11 CLEAR	#21 BRONZE	#81 WHITE	#2604 POWDER	#2605 POWDER	
 Head Exterior Glazed	FS402T Thermal	24'	4	\$297	\$320	\$313	Please Inquire	Please Inquire	
 Sill Exterior Glazed (Use CS403 Stop)	FS409T Thermal	24'	4	\$272	\$293	\$286	Please Inquire	Please Inquire	
 Glass Stop Exterior Glaze	CS403	24'	12	\$38	\$47	\$45	Please Inquire	Please Inquire	
 Flat Filler	FS405	24'	10	\$54	\$59	\$58	Please Inquire	Please Inquire	
 Intermediate Horizontal Exterior Glazed (Use CS403 Stop)	FS408T Thermal	24'	4	\$292	\$313	\$306	Please Inquire	Please Inquire	
 Wall Jamb	FS407T Thermal	24'	3	\$261	\$280	\$275	Please Inquire	Please Inquire	
 Standard Vertical Mullion	FS404T Thermal	24'	4	\$278	\$300	\$293	Please Inquire	Please Inquire	
 Expansion Male Mullion Mates with FS411T	FS410T Thermal	24'	4	\$184	\$196	\$192	Please Inquire	Please Inquire	
 Expansion Female Mullion (Use VG10 Gasket) Mates with FS410T	FS411T Thermal	24'	4	\$259	\$278	\$272	Please Inquire	Please Inquire	
 Sub-Sill Flashin	FL339T Thermal Thermal	24'	10	\$216	\$231	\$231	Please Inquire	Please Inquire	











Note: Add Finish Code to the Part Number when ordering (Ex: **FS401T-11** for Clear Anodized Finish)

FS400T·2" x 4½"










Thermal Screw-Spline Storefront



STANDARD FRAMING EXTRUSIONS - INTERIOR GLAZED SYSTEM

PART DESCRIPTION	PART NO.	PART LENGTH	PCS. PER BOX	FINISH CODE/STOCK LENGTH LIST PRICE				
				#11 CLEAR	#21 BRONZE	#81 WHITE	#2604 POWDER	#2605 POWDER
 Head Interior Glazed (Use with FS403 Stop)	FS401T Thermal	24'	3	\$251	\$271	\$265	Please Inquire	Please Inquire
 Sill Interior Glazed	FS402T Thermal	24'	4	\$297	\$320	\$313	Please Inquire	Please Inquire
 Glass Stop Interior Glazed	FS403	24'	10	\$94	\$104	\$101	Please Inquire	Please Inquire
 Flat Filler	FS405	24'	10	\$54	\$59	\$58	Please Inquire	Please Inquire
 Intermediate Horizontal Interior Glazed (Use SB12 Setting Block and FS403 Stop)	FS406T Thermal	24'	3	\$297	\$313	\$306	Please Inquire	Please Inquire
 Wall Jamb	FS407T Thermal	24'	3	\$261	\$280	\$275	Please Inquire	Please Inquire
 Standard Vertical Mullion	FS404T Thermal	24'	4	\$278	\$300	\$293	Please Inquire	Please Inquire
 Expansion Male Mullion Mates with FS411T	FS410T Thermal	24'	4	\$184	\$196	\$192	Please Inquire	Please Inquire
 Expansion Female Mullion (Mates w/FS410T Expansion Mullion) (Use VG10 Gasket)	FS411T Thermal	24'	4	\$259	\$278	\$272	Please Inquire	Please Inquire
 Sub-Sill Flashing	FL339T Thermal	24'	10	\$216	\$231	\$231	Please Inquire	Please Inquire



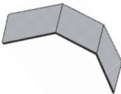
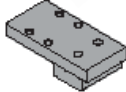








Note: Add Finish Code to the Part Number when ordering (Ex: FL401T-11 for Clear Anodized Finish)


DOOR FRAMING EXTRUSIONS									
PART DESCRIPTION	PART NO.	PART LENGTH	PCS. PER BOX	FINISH CODE/STOCK LENGTH LIST PRICE					
				#11 CLEAR	#21 BRONZE	#81 WHITE	#2604 POWDER	#2605 POWDER	
 Frame Jamb / Header / Transom Bar for Surface Mount Closer (11 & 21 Finish)	FS419	24'	2	\$313	\$327	\$320	Please Inquire	Please Inquire	
 Flat Filler (11 & 21 Finish)	FS405	24'	10	\$54	\$59	\$58	Please Inquire	Please Inquire	
 Transom Sash (Use CS111 Glass Stop)	CS110	24'	12	\$41	\$47	\$47	Please Inquire	Please Inquire	
 Transom Glass Stop (Use NG1)	CS111	24'	12	\$34	\$42	\$42	Please Inquire	Please Inquire	
 Clip Applied Door Stop (Use WP200 Pile with DH-MC175 Clip)	DS158	24'	10	\$51	\$56	\$56	Please Inquire	Please Inquire	
 Transom Header COC Double Acting	FL308	24'	4	\$237	\$251	\$251	Please Inquire	Please Inquire	
 Transom Header Filler	CS112	24'	20	\$98	\$105	\$105	Please Inquire	Please Inquire	
 Door Header / Transom Bar (11 & 21 Finish)	FL312	24'	4	\$328	\$339	\$339	Please Inquire	Please Inquire	
 Door Stop (Use with FL312) (Use WP200 Pile)	DS202	24'	5	\$110	\$118	\$118	Please Inquire	Please Inquire	

Note: Add Finish Code to the Part Number when ordering (Ex: **FL401T-11** for Clear Anodized Finish)

FS400T·2" x 4½"

Thermal Screw-Spline Storefront

ACCESSORIES			
PART DESCRIPTION	PART NO.	QUANTITY	PRICE PER BOX
 Spline Screw #14 x 1 HHSTS (Assembly Screw)	AS16	100 (AS16-1)	\$17
 #6 x ¾" PPH Type AB (Attaches End Dams)	AS31	100 (AS31-1)	\$8
 Water Diverter (Use at Intermediate Horizontals)	WD300-1	50 (WD300-2)	\$87
 Drill Jig for Screw Spline (Required for Series FS400T Storefront)	DJ401	1	\$264
 End Dam for Sub Sill Flashing	ED319-1	20 (ED319-2)	\$42
 EPDM Gasket	NG1	300 FT. (Per Roll)	\$191
 Setting Block	SB3	100 (SB3-1)	\$136
 Setting Block (Intermediate Horizontal Inside Glaze)	SB12	100 (SB12-1)	\$69
 Expansion Mullion Gasket (Use with FS411T)	VG10	250 FT. (VG10-1) (Per Roll)	\$258
 Joint Sealant Tape (¼" x ½" for Sealing Horizontal to Vertical Member Connections)	SM5601	30 FT. (Per Roll)	\$52
 Screw (Use with DH-MC175 Clip)	AS7	100	\$33
 Weather Stripping	WP200	500 FT.	\$136

STEEL REINFORCING			
PART DESCRIPTION	PART NO.	QUANTITY	PRICE
 2½" x 1¼" x 10 Ga. Steel Reinforcing (For Standard Vertical Mullions)	SR404	1	\$215
		10'-0"	

GLAZING INFILL CHART					
SYSTEM	GLAZING ADAPTER	REGLET WIDTH	INFILL THICKNESS	GASKET COMBINATIONS	
FS400T	N/A	1¾"	⅞"	NG2	NG2
			15/16"	NG2	NG1
			1"	NG1	NG1

SETTING BLOCK AND SETTING CHAIR CHART					
GLASS SIZE	PART DESCRIPTION	PART NO.	GLAZING APPLICATION	SETTING BLOCK PART NO.	SETTING CHAIR PART NO.
1"	Sill Member	FS409	Exterior Glazed	SB3	Not Required
		FS402	Interior Glazed	SB3	Not Required
1"	Intermediate Horizontal	FS408	Exterior Glazed	SB3	Not Required
		FS406	Interior Glazed	SB12	Not Required












Page Left Intentionally Blank

Section B5 Table of Contents

Angles, Channels, Flat Bars, and Tubes

	<i>Page</i>
MISC PARTS - Angles, Channels, Bars, and Tubes	1

Page Left Intentionally Blank

STANDARD FRAMING EXTRUSIONS								
PART DESCRIPTION	PART NO.	PART LENGTH	PCS. PER BOX	FINISH CODE/STOCK LENGTH LIST PRICE				
				#11 CLEAR	#21 BRONZE	#81 WHITE	#2604 POWDER	#2605 POWDER
 1" x 1" x 1/8" Angle	A100	21'	12	\$61	\$70			
 1 1/2" x 1 1/2" x 1/8" Angle	A150	21'	12	\$91	\$98			
 1 1/2" x 1" x 1/8" Angle	A151	21'	12	\$76	\$84			
 1 3/4" x 1 3/4" x 1/8" Angle	A175	21'	12	\$107	\$114			
 1/2" x 1/2" Bar	B1	21'	12	\$59	\$73			
 5/16" x 2" Bar	B2	21'	12	\$135	\$146			
 1/2" x 1 1/2" Bar	B3	21'	12	\$171	\$181			
 1" x 1" x 1/8" Channel	CH100	21'	12	\$87	\$94			
 1" x 1" x 1/8" Tube	H100	21'	12	\$114	\$119			
 1 3/4" x 1 3/4" x 7/64" Tube	H175	21'	12	\$181	\$192			
 2" x 2" x 1/8" Tube	H200	21'	12	\$227	\$234			

Default Finish is #11 unless otherwise specified

Note: Add Finish Code to the Part Number when ordering (Ex: A100-11 for Clear Anodized Finish)

Page Left Intentionally Blank

Section B6 Table of Contents





FL100

REMOVABLE OFFICE PARTITIONS

1³/₈" X 2¹/₂"





	<i>Page</i>
Standard Framing Extrusions.....	1
Optional Framing Extrusions	3
Door Framing Extrusions	5
Accessories.....	7

Page Left Intentionally Blank

STANDARD FRAMING EXTRUSIONS								
PART DESCRIPTION	PART NO.	PART LENGTH	PCS. PER BOX	FINISH CODE/STOCK LENGTH LIST PRICE				
				#11 CLEAR	#21 BRONZE	#81 WHITE	#2604 POWDER	#2605 POWDER
 <p>Sill/Head/Intermediate Horizontal</p>	FL102	24'	4	\$149	\$161	\$149	Please Inquire	NA
 <p>Glass Stop</p>	FL103	24'	10	\$47	\$52	\$82	Please Inquire	NA
 <p>Shallow Pocket Filler</p>	FL105	24'	10	\$77	\$86	\$101	Please Inquire	NA
 <p>Standard Vertical Mullion</p>	FL104	24'	4	\$174	\$189	\$171	Please Inquire	NA

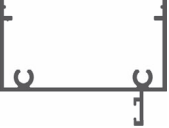


Note: Add Finish Code to the Part Number when ordering (Ex: **FL104-11** for Clear Anodized Finish)

Page Left Intentionally Blank

OPTIONAL FRAMING EXTRUSIONS								
PART DESCRIPTION	PART NO.	PART LENGTH	PCS. PER BOX	FINISH CODE/STOCK LENGTH LIST PRICE				
				#11 CLEAR	#21 BRONZE	#81 WHITE	#2604 POWDER	#2605 POWDER
 Interlocking Stop (Snap fits with CS019 Head Expander - Requires VG10 Gasket)	CS018	24'	10	\$49	\$55	\$84	Please Inquire	NA
 Head Expander (Snap fits with CS018 Head Expander - Requires VG10 Gasket)	CS019	24'	6	\$111	\$121	\$125	Please Inquire	NA
 Wall Cover 4 ³/₈ "	FL155	24'	4	\$264	\$285	\$286	Please Inquire	NA
 Wall Cover 4 ⁷/₈ "	FL157	24'	4	\$271	\$292	\$290	Please Inquire	NA





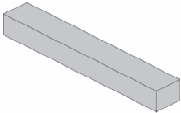
Note: Add Finish Code to the Part Number when ordering (Ex: **FL157-11** for Clear Anodized Finish)

Page Left Intentionally Blank

DOOR FRAME EXTRUSIONS								
PART DESCRIPTION	PART NO.	PART LENGTH	PCS. PER BOX	FINISH CODE/STOCK LENGTH LIST PRICE				
				#11 CLEAR	#21 BRONZE	#81 WHITE	#2604 POWDER	#2605 POWDER
 Door Header	FL107	24'	3	\$154	\$168	\$185	Please Inquire	NA
 Door Jamb	FL109	24'	4	\$132	\$145	\$170	Please Inquire	NA
 Door Jamb / Header Center Hung Doors	FL117	24'	3	\$140	\$153	\$161	Please Inquire	NA

Note: Add Finish Code to the Part Number when ordering (Ex: **FL117-11** for Clear Anodized Finish)

Page Left Intentionally Blank

ACCESSORIES			
PART DESCRIPTION	PART NO.	QTY	PRICE PER BOX
 <p>Spline Screw #8 x 1 PHSTS (Assembly Screw)</p>	AS62	100 (AS62-1)	\$35
 <p>Glazing Gasket 3/8 Infill</p>	NG1	300 FT. (Per Roll)	\$191
 <p>Glazing Gasket 1/4 Infill</p>	NG2	500 FT. (Per Roll)	\$479
 <p>Glazing Gasket 1/2 Infill</p>	NG3	250 FT. (Per Roll)	\$185
 <p>4" Long EPDM Setting Block for 1/4" Glass (Exterior Glazing - Two Per Lite)</p>	SB10	100 (SB10-1)	\$276

Section B7 Table of Contents








FL600

STOREFRONT SYSTEM

2¼" x 6"

	<i>Page</i>
Standard Framing Extrusions.....	1
Optional Framing Extrusions	2
Door Framing Extrusions	3
Optional Door Extrusions	4
Accessories.....	5

Page Left Intentionally Blank




STANDARD FRAMING EXTRUSIONS								
PART DESCRIPTION	PART NO.	PART LENGTH	PCS. PER BOX	FINISH CODE/STOCK LENGTH LIST PRICE				
				#11 CLEAR	#21 BRONZE	#81 WHITE	#2604 POWDER	#2605 POWDER
 <p>Head / Vertical / Jamb</p>	FL634	24'	4	\$418	\$450	\$450	Please Inquire	Please Inquire
 <p>Sill / Intermediate Horizontal</p>	FL626	24'	3	\$478	\$497	\$497	Please Inquire	Please Inquire
 <p>Glass Stop</p>	FL303	24'	10	\$65	\$72	\$72	Please Inquire	Please Inquire
 <p>Shallow Pocket Filler</p>	FL625	24'	10	\$206	\$224	\$224	Please Inquire	Please Inquire
 <p>Expansion Mullion (Requires VG10 Gasket)</p>	FL610	24'	4	\$331	\$357	\$357	Please Inquire	Please Inquire
 <p>Expansion Female Mullion (Mates w/FL610 Expansion Mullion)</p>	FL611	24'	4	\$371	\$401	\$401	Please Inquire	Please Inquire
 <p>Sub-Sill Flashing</p>	FL639	24'	10	\$343	\$370	\$370	Please Inquire	Please Inquire

Note: Add Finish Code to the Part Number when ordering (Ex: **FL610T-11** for Clear Anodized Finish)

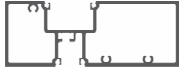








FL600·2¼" x 6"

Screw-Spline Storefront

OPTIONAL FRAMING EXTRUSIONS

PART DESCRIPTION	PART NO.	PART LENGTH	PCS. PER BOX	FINISH CODE/STOCK LENGTH LIST PRICE				
				#11 CLEAR	#21 BRONZE	#81 WHITE	#2604 POWDER	#2605 POWDER
 <p>Flat Filler Snap fits with Open Back Wall Jamb/Head Members)</p>	CS604	24'	10	\$199	\$216	\$216	Please Inquire	Please Inquire
 <p>Interlocking Stop (Snap fits with CS118 interlocking stop)</p>	CS118	24'	10	\$55	\$61	\$61	Please Inquire	Please Inquire
 <p>Head Expander (Snap fits with CS119 Head Expander - Requires VG10 Gasket)</p>	CS619	24'	6	\$237	\$255	\$255	Please Inquire	Please Inquire

Note: Add Finish Code to the Part Number when ordering (Ex: **CS604T-11** for Clear Anodized Finish)







DOOR FRAME EXTRUSIONS								
PART DESCRIPTION	PART NO.	PART LENGTH	PCS. PER BOX	FINISH CODE/STOCK LENGTH LIST PRICE				
				#11 CLEAR	#21 BRONZE	#81 WHITE	#2604 POWDER	#2605 POWDER
 Door Header for Offset Doors (Requires DS200 Door Stop)	FL607	24'	3	\$555	\$576	\$576	Please Inquire	Please Inquire
 Door Jamb for Offset Doors (Requires DS200 Door Stop)	FL609	24'	4	\$362	\$388	\$388	Please Inquire	Please Inquire
 Door Header for COC Offset Doors (Requires DS202 Door Stop) (Note: 2"x6" Doorframe Header Profile)	FL612	24'	4	\$432	\$446	\$446	Please Inquire	Please Inquire
 Heavy Wall Door Jamb	FL649	24'	3	\$465	\$492	\$492	Please Inquire	Please Inquire
 Snap-In Door Stop (Requires WP200 Weathering)	DS200	16'	20	\$44	\$48	\$48	Please Inquire	Please Inquire
 Transom Sash for 1" Glass (Requires FL518 Glass Stop)	CS115	24'	12	\$41	\$47	\$47	Please Inquire	Please Inquire
 Glass Stop for Transom Sash	FL518	24'	12	\$34	\$42	\$42	Please Inquire	Please Inquire
 Door Stop (Use with FL612) (Use WP200 Pile)	DS202	24'	5	\$110	\$118	\$118	Please Inquire	Please Inquire
 Door Stop Thermal Door	DS600	16'	10	\$41	\$45	\$45	Please Inquire	Please Inquire

Note: Add Finish Code to the Part Number when ordering (Ex: **FL612T-11** for Clear Anodized Finish)




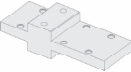





FL600·2¼" x 6"


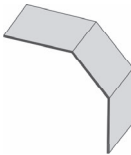





Screw-Spline Storefront

OPTIONAL DOOR EXTRUSIONS

PART DESCRIPTION	PART NO.	PART LENGTH	PCS. PER BOX	FINISH CODE/STOCK LENGTH LIST PRICE					
				#11 CLEAR	#21 BRONZE	#81 WHITE	#2604 POWDER	#2605 POWDER	
 Door Rail Shoe Base	DB124	24'-3"	8	Mill-00	N/A	N/A	N/A	N/A	
				\$38					
 ¼" Door Rail Base Extension	DB123	24'-3"	8	\$96	\$103	\$103	Please Inquire	Please Inquire	
 Mid Rail Adapter	D113	19'-9"	10	Mill-00	N/A	N/A	N/A	N/A	
				\$49					
	4" Muntin or Sidelite Base	D102	16'	4	\$195	\$205	\$205	Please Inquire	Please Inquire
	7-½" Muntin or Sidelite Base	D108	16'	4	\$313	\$327	\$327	Please Inquire	Please Inquire
	9-½" Muntin or Sidelite Base	D109	16'	4	\$380	\$395	\$395	Please Inquire	Please Inquire
 Door Glass Stop for ¼" Glazing (Use NG4 Gasket)	DG100	16'	20	\$33	\$41	\$41	Please Inquire	Please Inquire	
 Door Glass Stop for 1" Glazing (Use NG41S Gasket)	DG101	16'	18	\$28	\$38	\$38	Please Inquire	Please Inquire	

Note: Add Finish Code to the Part Number when ordering (Ex: **FL321T-11** for Clear Anodized Finish)

ACCESSORIES			
PART DESCRIPTION	PART NO.	QTY	PRICE PER BOX
 Spline Screw #14 x 1 HHSTS (Assembly Screw)	AS16	100 (AS16-1)	\$17
 #6 x ¾" PPH Type AB (Attaches End Dams)	AS31	100 (AS21-1)	\$8
 #10-24 x ¾" UCPFH (Attaching SR101 or SR102 Steel Reinforcing)	AS24	100 (AS24-1)	\$27
 Drill Jig for Screw Spline (Required for Series FL600 Storefront)	DJ600	1	\$497
 End Dam for Sill Flashing (Requires Two AS21 Screws)	ED639-1	20 (ED639-2)	\$49
 EPDM Gasket (Standard Gasket for ¼" Glazing)	NG1	300 FT. (Per Roll)	\$191
 Heavy Glazing Gasket	NG2	500 FT. (Per Roll)	\$479
 ¾" Glazing Gasket	NG3	250 FT. (Per Roll)	\$185
 Caulking Stop (Used at FL634 Head and Jambs)	CS604P-1	10	\$658

ACCESSORIES			
PART DESCRIPTION	PART NO.	QTY	PRICE PER BOX
 4" Long EPDM Setting Block for 1" Glass (Exterior Glazing - Two Per Lite)	SB3	100 (SB3-1)	\$136
 Water Diverter (Horizontal - Two Per Lite)	WD300-1	50 (WD300-2)	\$87
 Vinyl Gasket (Standard Weathering Gasket for FL210 and CS118 / CS119)	VG10	250 FT. (VG10-1) (Per Roll)	\$69
 Joint Sealant Tape (½" x ½" for Sealing Horizontal to Vertical Member Connections)	SM5601	30 FT. (Per Roll)	\$52
 Weathering for D200	WP200	500 FT. (Per Roll)	\$136
 Steel Bracket for Muntin Assembly to Door Stile	TH401	50 (TH401-2)	\$131
 #8 x ¾" POH TEK Screw	AS7	100 (AS7-1)	\$33





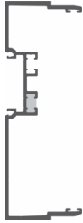


Section B8
Table of Contents

FL600T
THERMAL STOREFRONT SYSTEM

2¼" x 6"

	<i>Page</i>
Standard Framing Extrusions.....	1
Optional Framing Extrusions	2
Door Framing Extrusions	3
Optional Door Extrusions	4
Accessories.....	5

Page Left Intentionally Blank




STANDARD FRAMING EXTRUSIONS								
PART DESCRIPTION	PART NO.	PART LENGTH	PCS. PER BOX	FINISH CODE/STOCK LENGTH LIST PRICE				
				#11 CLEAR	#21 BRONZE	#81 WHITE	#2604 POWDER	#2605 POWDER
 Head / Vertical / Jamb	FL634T	24'	4	\$455	\$488	\$488	Please Inquire	Please Inquire
 Sill / Intermediate Horizontal	FL626T	24'	3	\$516	\$535	\$535	Please Inquire	Please Inquire
 Glass Stop	FL303	24'	10	\$65	\$72	\$72	Please Inquire	Please Inquire
 Shallow Pocket Filler	FL625T	24'	10	\$244	\$262	\$262	Please Inquire	Please Inquire
 Expansion Mullion (Requires VG10 Gasket)	FL610T	24'	4	\$369	\$395	\$395	Please Inquire	Please Inquire
 Expansion Female Mullion (Mates w/FL610 Expansion Mullion)	FL611T	24'	4	\$409	\$425	\$425	Please Inquire	Please Inquire
 Sub-Sill Flashing	FL639T	24'	10	\$381	\$408	\$408	Please Inquire	Please Inquire

Note: Add Finish Code to the Part Number when ordering (Ex: **FL610T-11** for Clear Anodized Finish)










FL600T·2¼" x 6"

Thermal Screw-Spline Storefront

OPTIONAL FRAMING EXTRUSIONS

PART DESCRIPTION	PART NO.	PART LENGTH	PCS. PER BOX	FINISH CODE/STOCK LENGTH LIST PRICE				
				#11 CLEAR	#21 BRONZE	#81 WHITE	#2604 POWDER	#2605 POWDER
 <p>Flat Filler Snap fits with Open Back Wall Jamb/Head Members)</p>	CS604T	24'	10	\$237	\$254	\$254	Please Inquire	Please Inquire
 <p>Interlocking Stop (Snap fits with CS118 interlocking stop)</p>	CS118	24'	10	\$55	\$61	\$61	Please Inquire	Please Inquire
 <p>Head Expander (Snap fits with CS119 Head Expander - Requires VG10 Gasket)</p>	CS619T	24'	6	\$275	\$293	\$293	Please Inquire	Please Inquire

Note: Add Finish Code to the Part Number when ordering (Ex: **CS604T-11** for Clear Anodized Finish)







DOOR FRAME EXTRUSIONS								
PART DESCRIPTION	PART NO.	PART LENGTH	PCS. PER BOX	FINISH CODE/STOCK LENGTH LIST PRICE				
				#11 CLEAR	#21 BRONZE	#81 WHITE	#2604 POWDER	#2605 POWDER
 Door Header for Offset Doors (Requires DS200 Door Stop)	FL607T	24'	3	\$593	\$614	\$614	Please Inquire	Please Inquire
 Door Jamb for Offset Doors (Requires DS200 Door Stop)	FL609T	24'	4	\$399	\$426	\$426	Please Inquire	Please Inquire
 Door Header for COC Offset Doors (Requires DS202 Door Stop) (Note: 2"×6" Doorframe Header Profile)	FL612	24'	4	\$432	\$446	\$446	Please Inquire	Please Inquire
 Heavy Wall Door Jamb	FL649T	24'	3	\$451	\$492	\$492	Please Inquire	Please Inquire
 Snap-In Door Stop (Requires WP200 Weathering)	DS200	16'	20	\$44	\$48	\$48	Please Inquire	Please Inquire
 Transom Sash for 1" Glass (Requires FL518 Glass Stop)	CS115	24'	12	\$41	\$47	\$47	Please Inquire	Please Inquire
 Glass Stop for Transom Sash	FL518	24'	12	\$49	\$54	\$54	Please Inquire	Please Inquire
 Door Stop (Use with FL612) (Use WP200 Pile)	DS202	24'	5	\$110	\$118	\$118	Please Inquire	Please Inquire
 Door Stop Thermal Door	DS600	16'	10	\$41	\$45	\$45	Please Inquire	Please Inquire

Note: Add Finish Code to the Part Number when ordering (Ex: **FL612T-11** for Clear Anodized Finish)




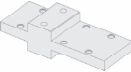




FL600T·2¼" x 6"


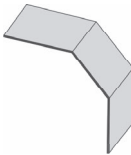





Thermal Screw-Spline Storefront

OPTIONAL DOOR EXTRUSIONS

PART DESCRIPTION	PART NO.	PART LENGTH	PCS. PER BOX	FINISH CODE/STOCK LENGTH LIST PRICE					
				#11 CLEAR	#21 BRONZE	#81 WHITE	#2604 POWDER	#2605 POWDER	
 Door Rail Shoe Base	DB124	24'-3"	8	Mill-00	N/A	N/A	N/A	N/A	
				\$38					
 ¼" Door Rail Base Extension	DB123	24'-3"	8	\$96	\$103	\$103	Please Inquire	Please Inquire	
 Mid Rail Adapter	D113	19'-9"	10	Mill-00	N/A	N/A	N/A	N/A	
				\$49					
	4" Muntin or Sidelite Base	D102	16'	4	\$195	\$205	\$205	Please Inquire	Please Inquire
	7-½" Muntin or Sidelite Base	D108	16'	4	\$313	\$327	\$327	Please Inquire	Please Inquire
	9-½" Muntin or Sidelite Base	D109	16'	4	\$380	\$395	\$395	Please Inquire	Please Inquire
 Door Glass Stop for ¼" Glazing (Use NG4 Gasket)	DG100	16'	20	\$33	\$41	\$41	Please Inquire	Please Inquire	
 Door Glass Stop for 1" Glazing (Use NG41S Gasket)	DG101	16'	18	\$28	\$38	\$38	Please Inquire	Please Inquire	

Note: Add Finish Code to the Part Number when ordering (Ex: **FL321T-11** for Clear Anodized Finish)

ACCESSORIES			
PART DESCRIPTION	PART NO.	QTY	PRICE PER BOX
 Spline Screw #14 x 1 HHSTS (Assembly Screw)	AS16	100 (AS16-1)	\$17
 #6 x 3/8" PPH Type AB (Attaches End Dams)	AS31	100 (AS21-1)	\$8
 #10-24 x 3/8" UCPFH (Attaching SR101 or SR102 Steel Reinforcing)	AS24	100 (AS24-1)	\$27
 Drill Jig for Screw Spline (Required for Series FL600 Storefront)	DJ600	1	\$497
 End Dam for Sill Flashing (Requires Two AS21 Screws)	ED639-1	20 (ED639-2)	\$49
 EPDM Gasket (Standard Gasket for 1/4" Glazing)	NG1	300 FT. (Per Roll)	\$191
 Heavy Glazing Gasket	NG2	500 FT. (Per Roll)	\$479
 3/8" Glazing Gasket	NG3	250 FT. (Per Roll)	\$185

ACCESSORIES			
PART DESCRIPTION	PART NO.	QTY	PRICE PER BOX
 4" Long EPDM Setting Block for 1" Glass (Exterior Glazing - Two Per Lite)	SB3	100 (SB3-1)	\$136
 Water Diverter (Horizontal - Two Per Lite)	WD300-1	50 (WD300-2)	\$87
 Vinyl Gasket (Standard Weathering Gasket for FL210 and CS118 / CS119)	VG10	250 FT. (VG10-1) (Per Roll)	\$69
 Joint Sealant Tape (1/8" x 1/2" for Sealing Horizontal to Vertical Member Connections)	SM5601	30 FT. (Per Roll)	\$52
 Weathering for D200	WP200	500 FT. (Per Roll)	\$136
 Steel Bracket for Muntin Assembly to Door Stile	TH401	50 (TH401-2)	\$131
 #8 x 3/4" POH TEK Screw	AS7	100 (AS7-1)	\$33

Page Left Intentionally Blank





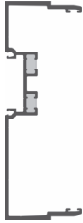


Section B9 Table of Contents



2¼" x 6"

	<i>Page</i>
Standard Framing Extrusions.....	1
Optional Framing Extrusions	2
Door Framing Extrusions	3
Optional Door Extrusions	4
Accessories.....	5

Page Left Intentionally Blank




STANDARD FRAMING EXTRUSIONS								
PART DESCRIPTION	PART NO.	PART LENGTH	PCS. PER BOX	FINISH CODE/STOCK LENGTH LIST PRICE				
				#11 CLEAR	#21 BRONZE	#81 WHITE	#2604 POWDER	#2605 POWDER
 Head / Vertical / Jamb	FL634U	24'	4	\$493	\$525	\$628	Please Inquire	Please Inquire
 Sill / Intermediate Horizontal	FL626U	24'	3	\$553	\$573	\$740	Please Inquire	Please Inquire
 Glass Stop	FL303	24'	10	\$65	\$72	\$72	Please Inquire	Please Inquire
 Shallow Pocket Filler	FL625U	24'	10	\$282	\$300	\$350	Please Inquire	Please Inquire
 Expansion Mullion (Requires VG10 Gasket)	FL610U	24'	4	\$406	\$433	\$530	Please Inquire	Please Inquire
 Expansion Female Mullion (Mates w/FL610 Expansion Mullion)	FL611U	24'	4	\$447	\$476	\$591	Please Inquire	Please Inquire
 Sub-Sill Flashing	FL639U	24'	10	\$343	\$370	\$488	Please Inquire	Please Inquire

Note: Add Finish Code to the Part Number when ordering (Ex: **FL610U-11** for Clear Anodized Finish)










FL600UT·2¼" x 6"

Thermal Screw-Spline Storefront

OPTIONAL FRAMING EXTRUSIONS

PART DESCRIPTION	PART NO.	PART LENGTH	PCS. PER BOX	FINISH CODE/STOCK LENGTH LIST PRICE				
				#11 CLEAR	#21 BRONZE	#81 WHITE	#2604 POWDER	#2605 POWDER
 <p>Flat Filler Snap fits with Open Back Wall Jamb/Head Members)</p>	CS604U	24'	10	\$275	\$292	\$300	Please Inquire	Please Inquire
 <p>Interlocking Stop (Snap fits with CS118 interlocking stop)</p>	CS118	24'	10	\$55	\$61	\$61	Please Inquire	Please Inquire
 <p>Head Expander (Snap fits with CS119 Head Expander - Requires VG10 Gasket)</p>	CS619U	24'	6	\$313	\$331	\$343	Please Inquire	Please Inquire







Note: Add Finish Code to the Part Number when ordering (Ex: **CS604U-11** for Clear Anodized Finish)

DOOR FRAME EXTRUSIONS								
PART DESCRIPTION	PART NO.	PART LENGTH	PCS. PER BOX	FINISH CODE/STOCK LENGTH LIST PRICE				
				#11 CLEAR	#21 BRONZE	#81 WHITE	#2604 POWDER	#2605 POWDER
 Door Header for Offset Doors (Requires DS200 Door Stop)	FL607T	24'	3	\$593	\$614	\$614	Please Inquire	Please Inquire
 Door Jamb for Offset Doors (Requires DS200 Door Stop)	FL609T	24'	4	\$399	\$426	\$426	Please Inquire	Please Inquire
 Door Header for COC Offset Doors (Requires DS202 Door Stop) (Note: 2"×6" Doorframe Header Profile)	FL612	24'	4	\$432	\$446	\$446	Please Inquire	Please Inquire
 Heavy Wall Door Jamb	FL649T	24'	3	\$451	\$492	\$492	Please Inquire	Please Inquire
 Snap-In Door Stop (Requires WP200 Weathering)	DS200	16'	20	\$44	\$48	\$48	Please Inquire	Please Inquire
 Transom Sash for 1" Glass (Requires FL518 Glass Stop)	CS115	24'	12	\$41	\$47	\$47	Please Inquire	Please Inquire
 Glass Stop for Transom Sash	FL518	24'	12	\$49	\$54	\$54	Please Inquire	Please Inquire
 Door Stop (Use with FL612) (Use WP200 Pile)	DS202	24'	5	\$110	\$118	\$118	Please Inquire	Please Inquire
 Door Stop Thermal Door	DS600	16'	10	\$41	\$45	\$45	Please Inquire	Please Inquire









Note: Add Finish Code to the Part Number when ordering (Ex: **FL612-11** for Clear Anodized Finish)








FL600UT·2¼" x 6"

Thermal Screw-Spline Storefront

OPTIONAL DOOR EXTRUSIONS									
PART DESCRIPTION	PART NO.	PART LENGTH	PCS. PER BOX	FINISH CODE/STOCK LENGTH LIST PRICE					
				#11 CLEAR	#21 BRONZE	#81 WHITE	#2604 POWDER	#2605 POWDER	
 Door Rail Shoe Base	DB124	24'-3"	8	Mill-00	N/A	N/A	N/A	N/A	
				\$38					
 ¼" Door Rail Base Extension	DB123	24'-3"	8	\$96	\$103	\$103	Please Inquire	Please Inquire	
 Mid Rail Adapter	D113	19'-9"	10	Mill-00	N/A	N/A	N/A	N/A	
				\$49					
	4" Muntin or Sidelite Base	D102	16'	4	\$195	\$205	\$205	Please Inquire	Please Inquire
	7-½" Muntin or Sidelite Base	D108	16'	4	\$313	\$327	\$327	Please Inquire	Please Inquire
	9-½" Muntin or Sidelite Base	D109	16'	4	\$380	\$395	\$395	Please Inquire	Please Inquire
 Door Glass Stop for ¼" Glazing (Use NG4 Gasket)	DG100	16'	20	\$33	\$41	\$41	Please Inquire	Please Inquire	
 Door Glass Stop for 1" Glazing (Use NG41S Gasket)	DG101	16'	18	\$28	\$38	\$38	Please Inquire	Please Inquire	

Note: Add Finish Code to the Part Number when ordering (Ex: **FL321T-11** for Clear Anodized Finish)

ACCESSORIES			
PART DESCRIPTION	PART NO.	QTY	PRICE PER BOX
 Spline Screw #14 x 1 HHSTS (Assembly Screw)	AS16	100 (AS16-1)	\$17
 #6 x 3/8" PPH Type AB (Attaches End Dams)	AS31	100 (AS21-1)	\$8
 #10-24 x 3/8" UCPFH (Attaching SR101 or SR102 Steel Reinforcing)	AS24	100 (AS24-1)	\$27
 Drill Jig for Screw Spline (Required for Series FL600 Storefront)	DJ600	1	\$497
 End Dam for Sill Flashing (Requires Two AS21 Screws)	ED639-1	20 (ED639-2)	\$49
 EPDM Gasket (Standard Gasket for 1/4" Glazing)	NG1	300 FT. (Per Roll)	\$191
 Heavy Glazing Gasket	NG2	500 FT. (Per Roll)	\$479
 3/8" Glazing Gasket	NG3	250 FT. (Per Roll)	\$185

ACCESSORIES			
PART DESCRIPTION	PART NO.	QTY	PRICE PER BOX
 4" Long EPDM Setting Block for 1" Glass (Exterior Glazing - Two Per Lite)	SB3	100 (SB3-1)	\$136
 Water Diverter (Horizontal - Two Per Lite)	WD300-1	50 (WD300-2)	\$87
 Vinyl Gasket (Standard Weathering Gasket for FL210 and CS118 / CS119)	VG10	250 FT. (VG10-1) (Per Roll)	\$69
 Joint Sealant Tape (1/8" x 1/2" for Sealing Horizontal to Vertical Member Connections)	SM5601	30 FT. (Per Roll)	\$52
 Weathering for D200	WP200	500 FT. (Per Roll)	\$136
 Steel Bracket for Muntin Assembly to Door Stile	TH401	50 (TH401-2)	\$131
 #8 x 3/4" POH TEK Screw	AS7	100 (AS7-1)	\$33

Page Left Intentionally Blank

Section C
CURTAIN WALLS
Table of Contents

PW251 Curtain Wall System..... C1

Page Left Intentionally Blank

Section C1 Table of Contents

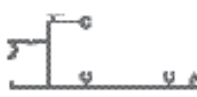


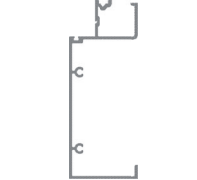
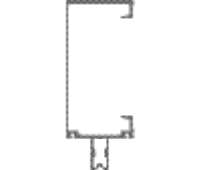
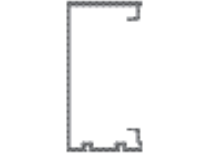
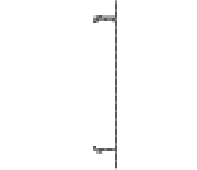



PW251

PANELIZED CURTAIN WALL

2½" x 7"

	<i>Page</i>
Standard Framing Extrusions.....	1
Corner Framing Extrusions	2
Optional Framing Extrusions	3
Door Framing Extrusions	3
Accessories.....	4
Steel Reinforcing.....	5
Glazing Infill Charts and Setting Block/Setting Chair Charts	5








Page Left Intentionally Blank

STANDARD FRAMING EXTRUSIONS									
PART DESCRIPTION	PART NO.	PART LENGTH	PCS. PER BOX	FINISH CODE/STOCK LENGTH LIST PRICE					
				#11 CLEAR	#21 BRONZE	#81 WHITE	#2604 POWDER	#2605 POWDER	
 Head/Sill	PW152	24'	3	Mill-00 \$269	N/A	N/A	N/A	N/A	
 Intermediate Horizontal	PW155	24'	3	\$357	\$380	\$380	Please Inquire	Please Inquire	
 Head/Horizontal/Sill Trim	PW203	24'	4	\$187	\$202	\$202	Please Inquire	Please Inquire	
 Wall Jamb	PW153	24'	3	\$371	\$398	\$398	Please Inquire	Please Inquire	
 Vertical Mullion	PW150	24'	3	\$373	\$397	\$397	Please Inquire	Please Inquire	
 Vertical Mullion Butt Glazed	PW151	24'	3	\$307	\$328	\$328	Please Inquire	Please Inquire	
 Vertical Mullion Filler	PW202	24'	12	\$128	\$138	\$138	Please Inquire	Please Inquire	
 Pocket Filler for PW150 (For use at Jamb)	PW213	24'	8	\$49	\$55	\$55	Please Inquire	Please Inquire	
 Pre-Punched Pressure Bar w/ Spacer Gasket	PW204-1	24'	12	Mill-00 \$108	N/A	N/A	N/A	N/A	
 Vertical/Horizontal Face Cover	PW205	24'	12	\$59	\$66	\$66	Please Inquire	Please Inquire	






Note: Add Finish Code to the Part Number when ordering (Ex: PW150-11 for Clear Anodized Finish)




PW251·2½" x 7"

Screw-Spline Curtain Wall

CORNER FRAMING EXTRUSIONS									
PART DESCRIPTION	PART NO.	PART LENGTH	PCS. PER BOX	FINISH CODE/STOCK LENGTH LIST PRICE					
				#11 CLEAR	#21 BRONZE	#81 WHITE	#2604 POWDER	#2605 POWDER	
 90° Outside Corner	PW156	24'	4	Mill-00	N/A	N/A	N/A	N/A	
				\$164					
 90° Outside Corner Pre-punched Pressure Bar with Spacer Gasket	PW157-1	24'	4	Mill-00	N/A	N/A	N/A	N/A	
				\$231					
 Glazing Face Cover 90° Outside Corner (2 required)	PW158	24'	12	\$84	\$93	\$93	Please Inquire	Please Inquire	
 Female Half 90° Outside Corner	PW208	24'	4	\$234	\$251	\$251	Please Inquire	Please Inquire	
 Male Half 90° Outside Corner	PW209	24'	4	\$248	\$265	\$265	Please Inquire	Please Inquire	
 Interior 90° Corner Trim	PW210	24'	4	\$124	\$133	\$133	Please Inquire	Please Inquire	
 90° Corner Splice	PW211	24'	4	Mill-00	N/A	N/A	N/A	N/A	
				\$166					

Note: Add Finish Code to the Part Number when ordering (Ex: **PW150-11** for Clear Anodized Finish)





DOOR FRAMING EXTRUSIONS									
PART DESCRIPTION	PART NO.	PART LENGTH	PCS. PER BOX	FINISH CODE/STOCK LENGTH LIST PRICE					
				#11 CLEAR	#21 BRONZE	#81 WHITE	#2604 POWDER	#2605 POWDER	
 Header / Transom Bar for Surface Mount Closer	FL207	24'	4	\$318	\$334	\$334	Please Inquire	Please Inquire	
 Frame Jamb	PW214	24'	4	\$192	\$209	\$209	Please Inquire	Please Inquire	
 COC Transom Bar / Header	FL212	24'	4	\$248	\$258	\$258	Please Inquire	Please Inquire	
 Snap-in Door Stop (Use with FL207)	DS200	24'	3	\$44	\$48	\$48	Please Inquire	Please Inquire	
 Screw Applied Door Stop (Use with FL212)	DS202	24'	4	\$110	\$118	\$118	Please Inquire	Please Inquire	



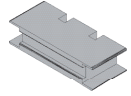
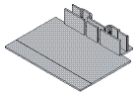




OPTIONAL FRAMING EXTRUSIONS									
PART DESCRIPTION	PART NO.	PART LENGTH	PCS. PER BOX	FINISH CODE/STOCK LENGTH LIST PRICE					
				#11 CLEAR	#21 BRONZE	#81 WHITE	#2604 POWDER	#2605 POWDER	
 ¼" Glazing Adapter	PW212	24'	4	\$38	\$44	\$44	Please Inquire	Please Inquire	
 ¼" Transition Glazing Adapter for Butt - Glazed Mullion	PW215	24'	4	Mill-00	N/A	N/A	N/A	N/A	
				\$77					
 Splice Sleeve / or Mullion Reinforcement	PW207	24'	3	\$265	N/A	N/A	N/A	N/A	




Note: Add Finish Code to the Part Number when ordering (Ex: PW150-11 for Clear Anodized Finish)

PW251·2½" x 7"

Screw-Spline Curtain Wall

ACCESSORIES			
PART DESCRIPTION	PART NO.	QUANTITY	PRICE PER BOX
 Spline Screw #14 x 1 HHSTS	AS16	100 (AS16-1)	\$17
 #6 x 3/8" PPH Type AB (Attaches End Dams)	AS31	100 (AS21-1)	\$8
 #12 x 3/4" HWH #3 Zinc Plated Self Drilling	AS25	100 (AS25-1)	\$12
 12 x 1 1/4" HWH #3 Zinc Plated Self Drilling (Pressure Bar Screws)	AS32	200 (AS32-1)	\$26
 12 x 1" FHP Self Drilling	AS35	100 (AS35-1)	\$20
 3 x 1/4 x 20 Hex Head Bolt SS	AS53	25 (AS53-1)	\$30
 1/4 Flat Washer SS	AS54	50 (AS54-1)	\$12
 1/4 x 20 Lock Nut SS	AS55	25 (AS55-1)	\$13
 Interior / Exterior Glazing Gasket at Glass	NG10	250 FT. (Per Roll)	\$181
 Exterior Perimeter Gasket	NG11	500 FT. (Per Roll)	\$366
 Butt Glaze Spacer Gasket	NG14	500 FT. (Per Roll)	\$286

ACCESSORIES			
PART DESCRIPTION	PART NO.	QUANTITY	PRICE PER BOX
 4" Long EPDM Setting Block for 1" Glass	SB251	100 (SB251-1)	\$125
 End Dam	SP203	50 (SP203-1)	\$35
 Butt Glaze Mullion Bridge for 1" Glazing	SP207	50 (SP207-1)	\$38
 Top and Bottom Mullion Cover	SP209	50 (SP209-1)	\$209
 Temporary Glazing Retainer	SP253	50 (SP253-1)	\$73
 Joint Sealant Tape (1/4" x 1/2" for Sealing Horizontal to Vertical Member Connections)	SM5601	30 FT. (Per Roll)	\$52
 1.475 x 1.475 x .180 Zinc Plated Steel Square Nut	AS13	50	\$62
 Weather Stripping	WP200	500 FT. (Per Roll)	\$136

STEEL REINFORCING			
PART DESCRIPTION	PART NO.	QUANTITY LENGTH	PRICE
 <p>1 7/8" x 4 1/2" x 1/4" with Zinc Chromate Primer Steel Reinforcing</p>	SR150	1	\$461
		12'-0"	
 <p>1 7/8" x 4 1/2" x 10 Ga. Steel Reinforcing</p>	SR151	1	\$415
		14'-0"	
 <p>1 7/16" x 4 5/8" x 1/4" with Zinc Chromate Primer Steel Reinforcing</p>	SR504	1	\$409
		10'-0"	

Page Left Intentionally Blank

Section D
IMPACT-RESISTANT ENTRANCES
Table of Contents

Impact-Resistant Entrances..... D1
Adds, Substitutions, and Modifications..... D2

Page Left Intentionally Blank

Section D1
Table of Contents

IMPACT-RESISTANT ENTRANCES

Doors and Frames

Entrance Door Handing Information.....	1
Door Types and Descriptions.....	3
Entrance Door and Numbering Information.....	5
Push/Pull Hardware Options.....	7
Glass Sizes.....	9
Standard Hardware Locations.....	11
Notes and Policies.....	13
Options & Limitation Charts.....	15-19
Impact-Resistant Butt Hung Door and Frames	20-23
Impact-Resistant Butt Hung CVR Panic Doors and Frames	24-27
Impact-Resistant Butt Hung Offset Arm Assembly Doors and Frames	28-31
Impact-Resistant Butt Hung CVR Panic Offset Arm Assembly Doors and Frames	32-35

Page Left Intentionally Blank

Commercial aluminum storefront and entrance doors are primarily designed for:

1. Exterior applications
2. To swing or open out
3. In the case of double acting doors, to swing in and out

Because of the design, and due to building codes and life safety laws prohibiting such, single acting doors may never swing inward when installed in an exterior application. However, when used for interior applications (Example: Interior office doors), unless prevented by a particular building code, doors may swing in, or open to the interior.

HAND: All single acting swing doors are handed. The hand of a single acting swing door indicates which side it is hinged on (or will swing from) and the direction in which it is to swing. When determining the hand of a door, it should be viewed from the exterior. It will either be hinged on its left side, or hinged on its right side, and (for exterior applications) will always swing out. For interior applications, it may swing in.

The “hand” of a door is designated as follows.

For **Exterior applications** (as viewed from the exterior):

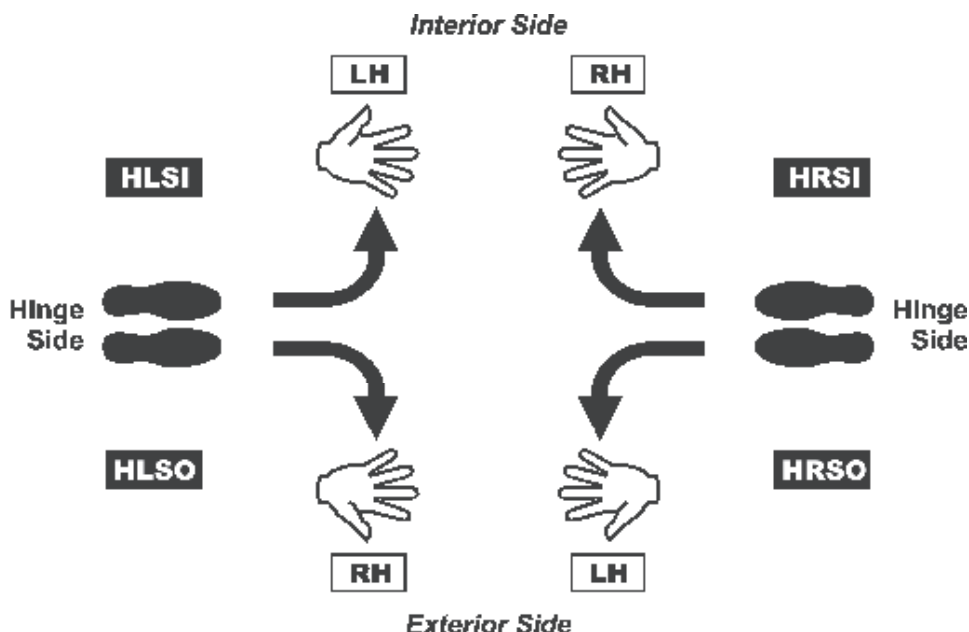
1. HL SO Hinge Left Swing Out = RH (Right Hand Door)
2. HR SO Hinge Right Swing Out = LH (Left Hand Door)

For **Interior applications** (as viewed from the exterior):

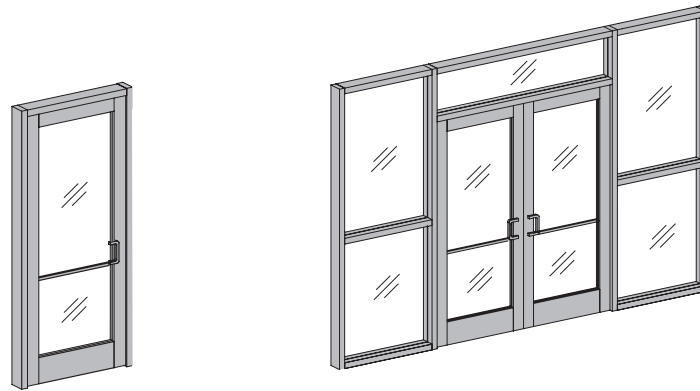
1. HL SO Hinge Left Swing Out = RH (Right Hand Door)
2. HR SI Hinge Right Swing In = RH (Right Hand Door)
3. HR SO Hinge Right Swing Out = LH (Left Hand Door)
4. HL SI Hinge Left Swing In = LH (Left Hand Door)

SINGLE ACTING commercial aluminum entrances are designed for exterior applications and to open or “swing” in an outward direction. To determine the “hand” of a single acting entrance, envision placing your back against the hinge side of the opening and extend whichever hand would be appropriate for the direction the door opens.

Only entrances used in interior applications are allowed to swing in an inward direction. The same method described above for determining the “hand” of the door applies



Page Left Intentionally Blank

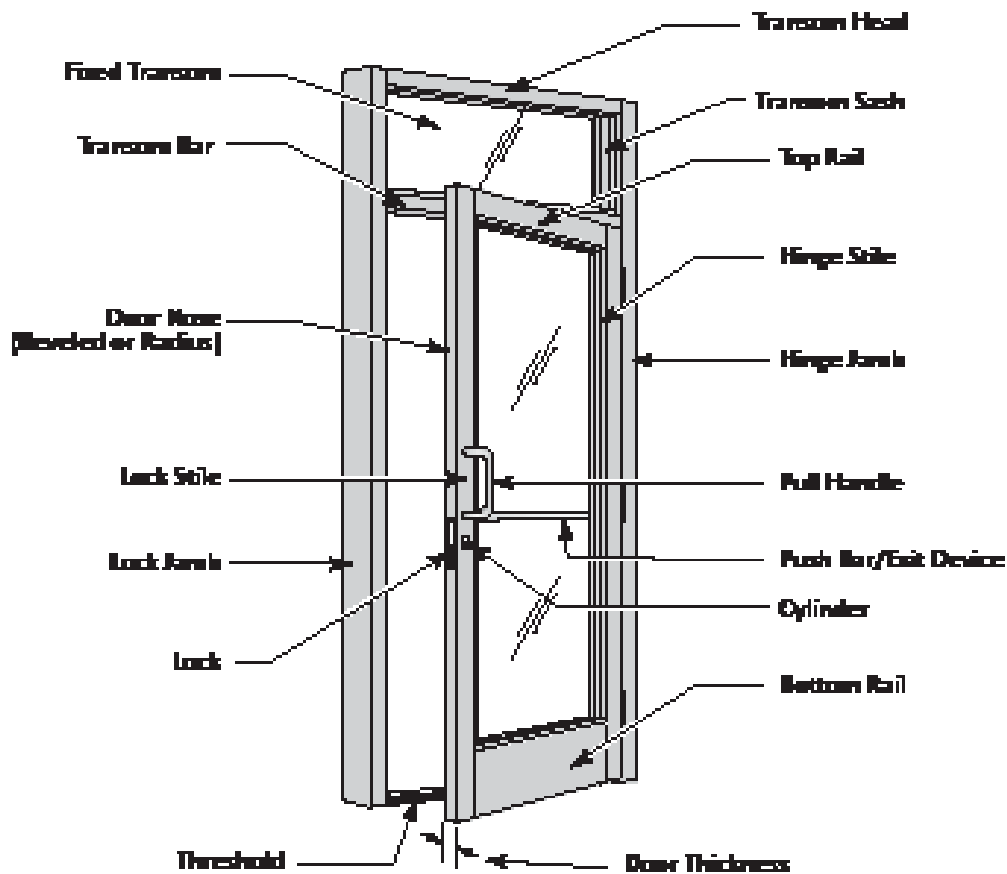


Aluminum Entrance Doors	VERTICAL STILE	TOP RAIL	BOTTOM RAIL	RECOMMENDED LIMITATIONS	TRAFFIC APPLICATION
Series 281 Narrow Stile	2 1/8"	2 1/4"	7 1/2"	3'-0" x 7'-0"	Normal
Series 381 Medium Stile	3 3/4"	4"	7 1/2"	3'-6" x 8'-0"	Moderate
Series 581 Wide Stile	5"	4"	7 1/2"	3'-6" x 8'-0"	Heavy

Note: All Impact doors require 1-1/2 pair butt hinges.

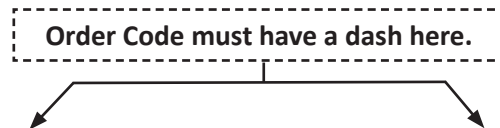
Note: Impact Doors with 1" insulated glazing and a door height > 84", require 2 pair of Butt Hinges.

COMMON DOOR AND FRAME DESCRIPTIONS



Page Left Intentionally Blank

**DOOR
PART NUMBER
INFORMATION**

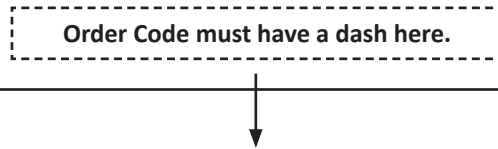


D.O.W. (Inches)	D.O.H. (Inches)	STILE WIDTH	SWING & HINGING	ADDED HARDWARE	FINISH CODE
36 <i>(Specify)</i>	84 <i>(Specify)</i>	<i>(Select)</i>	A <i>(Select)</i>	P <i>(Select)</i>	11 <i>(Select)</i>
DOOR OPENING WIDTH	DOOR OPENING HEIGHT	NARROW = HN MEDIUM = HR WIDE = HS	FROM CHART 1	P = CVR PANIC O = OFFSET ARM	#11 CLEAR #21 BRONZE # 81 White PC #99 2604 PC #89 2605 PC

For example: (3684HR-AP-11)

The above example depicts a 3684 Right Hand Butt Hinge Door with CVR Panic in Clear Anodized Finish

**FRAME
PART NUMBER
INFORMATION**



D.O.W. (INCHES)	D.O.H. (Inches)	SWING & HINGING	ADDED HARDWARE	FRAME TYPE	FINISH CODE
36 <i>(Specify)</i>	84 <i>(Specify)</i>	A <i>(Select)</i>	P <i>(Select)</i>	F5 <i>(Select)</i>	11 <i>(Select)</i>
DOOR OPENING WIDTH	DOOR OPENING HEIGHT	FROM CHART 1	P= PANIC O= OFFSET ARM	F5= FRAME FT5= FRAME W/TRANSOM	#11 CLEAR #21 BRONZE # 81 White PC #99 2604 PC #89 2605 PC

For example: (3684-A-F5-11)

The above example depicts a 3684 Right Hand Butt Hinge Frame in Clear Anodized Finish

F5 = 2 ½" x 5" Frame

FT5 = 2 ½" x 5" Frame w/ Transom

CHART 1

	BUTT HUNG
RIGHT HAND SINGLE	A
LEFT HAND SINGLE	B
PAIR OF DOORS	J

Page Left Intentionally Blank

Traditional Hardware
Standard on all Doors



Clear Push/Pull is standard on clear and powder coat doors.
Champagne Push/Pull is standard on bronze doors.

Page Left Intentionally Blank

GLASS SIZES FOR SERIES 281, SERIES 381 AND SERIES 581 IMPACT ENTRANCE DOORS

DOOR OPENING	STILE TYPE	TOP RAIL (PART NUMBER)	TOP RAIL HEIGHT	BOTTOM RAIL (PART NUMBER)	BOTTOM RAIL HEIGHT	STILE WIDTH	GLASS SIZE
3684 or 7284	NS281	D101	2 ¼"	D102	4"	2 ⅝"	31 ⅞" x 76 ½"
3684 or 7284	NS281	D102	4"	D102	4"	2 ⅝"	31 ⅞" x 74 ¾"
3684 or 7284	NS281	D101	2 ¼"	D108	7 ½"	2 ⅝"	31 ⅞" x 73"
3684 or 7284	NS281	D101	4"	D109	9 ½"	2 ⅝"	31 ⅞" x 71"
3684 or 7284	MS381	D102	4"	D108	7 ½"	3 ¾"	27 ⅞" x 71 ¼"
3684 or 7284	WS581	D102	4"	D108	7 ½"	5"	25 ⅜" x 71 ¼"
3684 or 7284	MS381	D102	4"	D109	9 ½"	3 ¾"	27 ⅞" x 69 ¼"
3684 or 7284	WS581	D102	4"	D109	9 ½"	5"	25 ⅜" x 69 ¼"
4284 or 8484	MS381	D102	4"	D108	7 ½"	3 ¾"	33 ⅞" x 71 ¼"
4284 or 8484	WS581	D102	4"	D108	7 ½"	5"	31 ⅜" x 71 ¼"
4284 or 8484	MS381	D102	4"	D109	9 ½"	3 ¾"	33 ⅞" x 69 ¼"
4284 or 8484	WS581	D102	4"	D109	9 ½"	5"	31 ⅜" x 69 ¼"

GLASS WIDTH FORMULAS (inches)

SINGLE or PAIR	FORMULA
Single	NS281= D.O.W. minus 4 ⅞"
Pair	NS281= D.O.W. divided by 2 minus 4 ⅞"
Single	MS381= D.O.W. minus 8 ⅞"
Pair	MS381= D.O.W. divided by 2 minus 8 ⅞"
Single	WS581= D.O.W. minus 10 ⅝"
Pair	WS581= D.O.W. divided by 2 minus 10 ⅝"

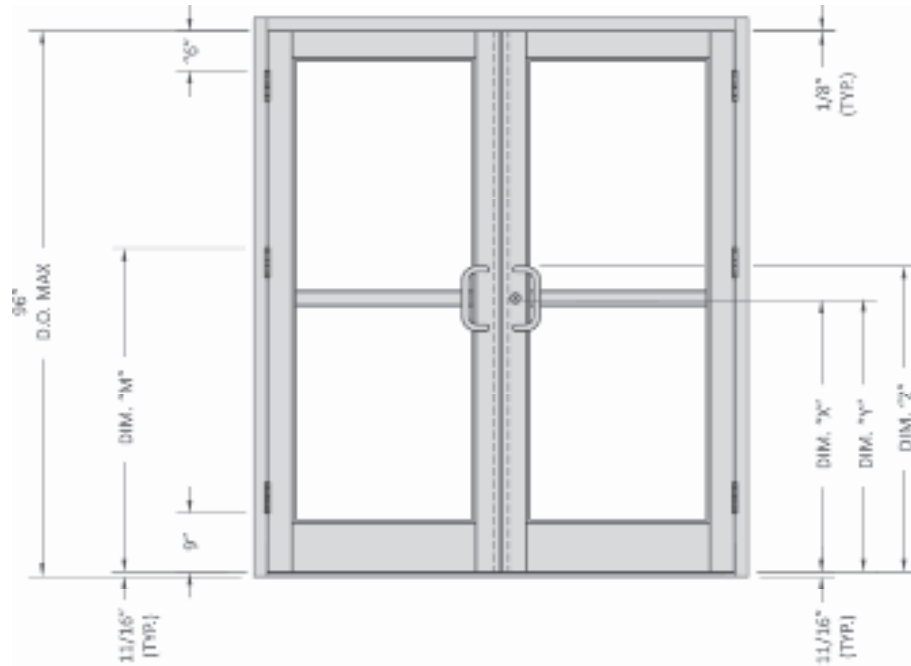
Note: D.O.W. = Door Opening Width

GLASS HEIGHT FORMULAS (inches)

STEP #			EXAMPLE	
1)	D.O.W. Door Height dimension specified is:		84"	
2)	Deduct clearance at Door Frame Header:	- ⅛"	(- ⅛")	N/A
3)	Deduct Top Rail dimension:	Select	(4")	Part # = (D102)
4)	Deduct Bottom Rail dimension:	Select	(7 ½")	Part # = (D108)
5)	Deduct clearance between Bottom of Door and Top of Threshold:	- ⅜"	(- ⅜")	N/A
6)	Deduct for height of Threshold:	- ½"	(- ½")	Part # = (TH4)
7)	Deduct for Glass Bite and Setting Block:	- ⅞"	(- ⅞")	N/A
Note: D.O.H. = Door Opening Height		Glass Height	(71 ¼")	

Page Left Intentionally Blank

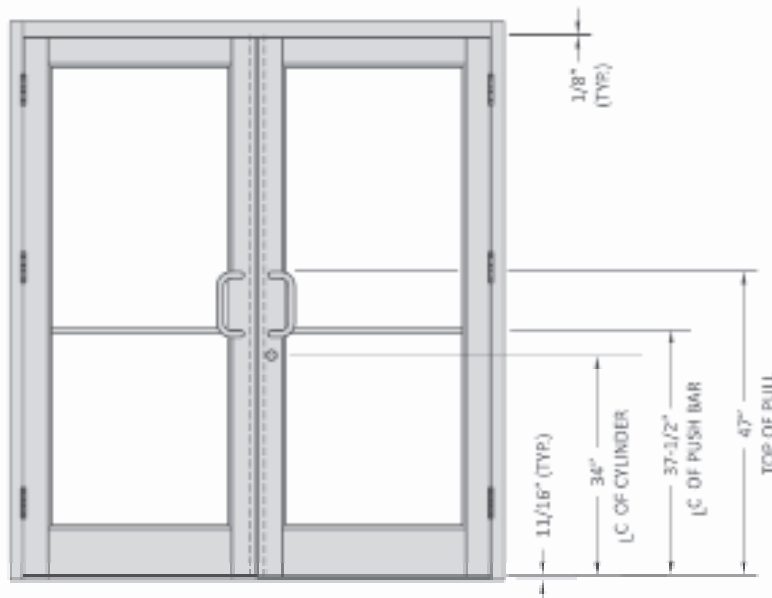
Butt Hinge



INTERMEDIATE HINGE	
D.O. HEIGHT	DIM. "M"
	BUTT HINGE
84"	45 ¹¹ / ₃₂ "
96"	51 ¹¹ / ₃₂ "

Note: All Impact doors require 1-3/8 pair butt hinges. Impact doors with 1" glazing and > 84" require 2 pair butt hinges.

HARDWARE LOCATIONS FOR PANIC DOORS				
MANUFACTURER	PANIC DEVICE	DIM "X" OF CYLINDER	DIM "Y" OF PANIC	DIM "Z" TOP OF PULL
FIRST CHOICE	3190 C.V.R.	39 ¹ / ₃₂ "	41 ³ / ₃₂ "	44 ⁵ / ₃₂ "
FIRST CHOICE	3692 C.V.R.	41 ¹ / ₁₆ "	40 ¹ / ₈ "	46 ¹ / ₁₆ "



Note: Medium Stile Doors used for Illustration Purposes. Hardware locations are similar for Narrow and Wide Stile Doors

Page Left Intentionally Blank

Impact-Resistant Entrances & Frames

NOTES AND POLICIES COMMON TO EACH PRODUCT

(Unless otherwise specified)

- Series 281 Narrow Stile Door size may not exceed 36" x 84" for single and 72" x 84" for pairs.
- Series 381 Medium Stile Door size may not exceed 42" x 96" for single and 84" x 96" for pairs.
- Series 581 Wide Stile Door size may not exceed 42" x 96" for single and 84" x 96" for pairs.
- Reference Options and Limitations for Series 281, 381 and 581 Impact-Resistant Doors.
- SWING-IN DOORS ARE NOT OFFERED FOR IMPACT APPLICATIONS.
- Doorjamb at wall require FL515 flat filler which is not included in frame package.
- TH4 mill finish threshold is standard on all doors without a panic device.
- TH5B bumper threshold is standard on doors with panic devices.
- Allow additional time for these doors and frames.
- Heavy duty closers are required for impact doors due to extra weight and size.
- Doors were not tested for water infiltration.
- All Impact doors require 1-½ pair butt hinges.
- Impact doors with 1" glazing and > 84" DOH (Door Opening Height) require 2 pair butt hinges.

Page Left Intentionally Blank

High Velocity Hurricane Zone (HVHZ) Applications
Series 281 Narrow Stile Impact-Resistant Entrances (Wet-Glazed)

Qualified System Configuration Chart

Design Pressure P.S.F.	Maximum Door Size		Maximum Glass Size		Qualified Glass Types
	Single	Double	D.L.O. (WxH)	Sq. Ft.	
Series 281 Narrow Stile - Large Missile					
+65/-65	36 x 84	72 x 84	29 $\frac{5}{16}$ " x 71 $\frac{3}{16}$ "	14.7	B

Hurricane Impact-Resistant Products Disclaimer Note

Coral's hurricane impact-resistant products meet a variety of test standards for applications in coastal construction regions satisfying the demands for wind-borne debris hazards and high-velocity winds associated with hurricanes. All of Coral's hurricane impact-resistant products are independent laboratory tested based on a variety of test standards for air infiltration, structural loads, missile impact and air-pressure cycling based on ASTM and/or Florida Building Code. The informational chart above is intended to provide recommended limits in frame heights, glass sizes and design pressures based on product testing. When exceeding conditions listed above it is recommended to consult with licensed structural engineer or contact Coral Architectural Products.

Hardware Applications

Locking and Closer Options		
Active Leaf	DH072 3-Point Lock with DH078 Cylinder and DH079 Thumbturn	
Inactive Leaf	DH176 Steel Tip Flush Bolts (2 each)	
Surface Applied Closer	Heavy Duty ANSI Grade 1 (Required)	
Concealed Overhead Closer	ANSI Grade 1 (Required)	
Hinging Options		
Type	Description	Quantity
Butt Hinges	DH110SS (Stainless Steel) 4 $\frac{1}{2}$ " x 4"	1 $\frac{1}{2}$ Pairs
Continuous Geared Hinge	DH111HD (Heavy Duty)	Full Door Height
Panic Exit Devices Options		
Jackson	2086-HR ANSI Grade 1	Concealed Vertical Rod

Qualified Glass Types

Glass Type	Glass Composition			Interlayer Manufacturer	Glass Identification
	Exterior Lite	Interlayer	Interior Lite		
$\frac{3}{16}$ " Monolithic Glass	$\frac{1}{4}$ " Heat Strengthened Glass	.090 Saflex PVB Interlayer	$\frac{1}{4}$ " Heat Strengthened Glass	Solutia	B

High Velocity Hurricane Zone (HVHZ) Applications

Series 381 Medium Stile Impact-Resistant Entrances (Wet-Glazed)

Qualified System Configuration Chart

Design Pressure P.S.F.	Maximum Door Size		Maximum Glass Size		Qualified Glass Types
	Single	Double	D.L.O. (WxH)	Sq. Ft.	
Series 381 Medium Stile - Large Missile Impact					
+70/-70	42 x 96	84 x 96	32 $\frac{5}{16}$ " x 81 $\frac{1}{16}$ "	18.3	A, B, C, D, IAD, IBD, IDD, IED

Hurricane Impact-Resistant Products Disclaimer Note

Coral's hurricane impact-resistant products meet a variety of test standards for applications in coastal construction regions satisfying the demands for wind-borne debris hazards and high-velocity winds associated with hurricanes. All of Coral's hurricane impact-resistant products are independent laboratory tested based on a variety of test standards for air infiltration, structural loads, missile impact and air-pressure cycling based on ASTM and/or Florida Building Code. The informational chart above is intended to provide recommended limits in frame heights, glass sizes and design pressures based on product testing. When exceeding conditions listed above it is recommended to consult with licensed structural engineer or contact Coral Architectural Products.

Hardware Applications

Locking and Closer Options		
Active Leaf	DH072 3-Point Lock with DH078 Cylinder and DH079 Thumbturn	
Inactive Leaf	DH176 Steel Tip Flush Bolts (2 each)	
Surface Applied Closer	Heavy Duty ANSI Grade 1 (Required)	
Concealed Overhead Closer	ANSI Grade 1 (Required)	
Hinging Options		
Type	Description	Quantity
Butt Hinges	DH110SS (Stainless Steel) 4 $\frac{1}{2}$ " x 4"	1 $\frac{1}{2}$ Pairs
Continuous Geared Hinge	DH111HD (Heavy Duty)	Full Door Height
Panic Exit Devices Options		
First Choice	DH3692 ANSI Grade 1	Concealed Vertical Rod
First Choice	DH3192 ANSI Grade 1	Mid Panel Panic
Jackson	DH2086 ANSI Grade 1	Concealed Vertical Rod

Qualified Glass Types

Glazing Schedule			Glazing Schedule Insulated		
Glass Mark Symbol	Glass Type	Manufacturer	Glass Mark Symbol	Glass Type	Manufacturer
A	.25HS x VS02(Vanceva) .075 x .25HS	Solutia	IAD	3/16" HS x 1/4" ABS x 3/16" HS x VS02(Vanceva) .075 x 1/4" HS	Solutia
B	.25HS x .090 Saflex x .25HS	Solutia	IBD	3/16" HS x 1/4" ABS x 3/16" HS x .090 Saflex x 1/4" HS	Solutia
C	.25HS x .090 Sentry GLAS x .25HS	Kuraray	IDD	3/16" HS x 1/4" ABS x 3/16" HS x .090 Sentry Glas x 1/4" HS	Kuraray
D	.25HS x .090 Butcite x .25HS	Kuraray	IED	3/16" HS x 1/4" ABS x 3/16" HS x .090 Butcite x 1/4" HS	Kuraray

High Velocity Hurricane Zone (HVHZ) Applications

Series 381 Medium Stile Impact-Resistant Entrances (Dry-Glazed)

Qualified System Configuration Chart

Design Pressure P.S.F.	Maximum Door Size		Maximum Glass Size		Qualified Glass Types
	Single	Double	D.L.O. (WxH)	Sq. Ft.	
Series 381 Medium Stile - Large Missile Impact					
+70/-70	36 x 84	72 x 84	26 ⁵ / ₁₆ " x 69 ¹ / ₁₆ "	12.7	D

Hurricane Impact-Resistant Products Disclaimer Note

Coral's hurricane impact-resistant products meet a variety of test standards for applications in coastal construction regions satisfying the demands for wind-borne debris hazards and high-velocity winds associated with hurricanes. All of Coral's hurricane impact-resistant products are independent laboratory tested based on a variety of test standards for air infiltration, structural loads, missile impact and air-pressure cycling based on ASTM and/or Florida Building Code. The informational chart above is intended to provide recommended limits in frame heights, glass sizes and design pressures based on product testing. When exceeding conditions listed above it is recommended to consult with licensed structural engineer or contact Coral Architectural Products.

Hardware Applications

Locking and Closer Options		
Active Leaf	DH072 3-Point Lock with DH078 Cylinder and DH079 Thumbturn	
Inactive Leaf	DH176 Steel Tip Flush Bolts (2 each)	
Surface Applied Closer	Heavy Duty ANSI Grade 1 (Required)	
Concealed Overhead Closer	ANSI Grade 1 (Required)	
Hinging Options		
Type	Description	Quantity
Butt Hinges	DH110SS (Stainless Steel) 4 ¹ / ₂ " x 4"	1 ¹ / ₂ Pairs
Continuous Geared Hinge	DH111HD (Heavy Duty)	Full Door Height
Panic Exit Devices Options		
First Choice	DH3692 ANSI Grade 1	Concealed Vertical Rod
First Choice	DH3192 Midpanel	Concealed Vertical Rod
Jackson	DH2086 ANSI Grade 1	Concealed Vertical Rod

Qualified Glass Types

Glass Type	Glass Composition			Interlayer Manufacturer	Glass Identification
	Exterior Lite	Interlayer	Interior Lite		
⁵ / ₁₆ " Monolithic Glass	¹ / ₄ " Heat Strengthened Glass	.090 SentryGlas	¹ / ₄ " Heat Strengthened Glass	Kuraray	D

High Velocity Hurricane Zone (HVHZ) Applications

Series 581 Wide Stile Impact-Resistant Entrances (Wet-Glazed)

Qualified System Configuration Chart

Design Pressure P.S.F.	Maximum Door Size		Maximum Glass Size		Qualified Glass Types
	Single	Double	D.L.O. (WxH)	Sq. Ft.	
Series 581 Wide Stile - Large Missile Impact					
+70/-70	42 x 96	84 x 96	29 ¹³ / ₁₆ " x 81 ¹ / ₁₆ "	16.9	A, B, C, D, IAD, IBD, IDD, IED

Hurricane Impact-Resistant Products Disclaimer Note

Coral's hurricane impact-resistant products meet a variety of test standards for applications in coastal construction regions satisfying the demands for wind-borne debris hazards and high-velocity winds associated with hurricanes. All of Coral's hurricane impact-resistant products are independent laboratory tested based on a variety of test standards for air infiltration, structural loads, missile impact and air-pressure cycling based on ASTM and/or Florida Building Code. The informational chart above is intended to provide recommended limits in frame heights, glass sizes and design pressures based on product testing. When exceeding conditions listed above it is recommended to consult with licensed structural engineer or contact Coral Architectural Products.

Hardware Applications

Locking and Closer Options		
Active Leaf	DH072 3-Point Lock with DH078 Cylinder and DH079 Thumbturn	
Inactive Leaf	DH176 Steel Tip Flush Bolts (2 each)	
Surface Applied Closer	Heavy Duty ANSI Grade 1 (Required)	
Concealed Overhead Closer	ANSI Grade 1 (Required)	
Hinging Options		
Type	Description	Quantity
Butt Hinges	DH110SS (Stainless Steel) 4½" x 4"	1½ Pairs
Continuous Geared Hinge	DH111HD (Heavy Duty)	Full Door Height
Panic Exit Devices Options		
First Choice	DH3692 ANSI Grade 1	Concealed Vertical Rod
First Choice	DH3192 ANSI Grade 1	Mid Panel Panic
Jackson	DH2086 ANSI Grade 1	Concealed Vertical Rod

Qualified Glass Types

Glazing Schedule			Glazing Schedule Insulated		
Glass Mark Symbol	Glass Type	Manufacturer	Glass Mark Symbol	Glass Type	Manufacturer
A	.25HS x VS02(Vanceva) .075 x .25HS	Solutia	IAD	3/16" HS x 1/4" ABS x 3/16" HS x VS02(Vanceva) .075 x 1/4" HS	Solutia
B	.25HS x .090 Saflex x .25HS	Solutia	IBD	3/16" HS x 1/4" ABS x 3/16" HS x .090 Saflex x 1/4" HS	Solutia
C	.25HS x .090 Sentry GLAS x .25HS	Kuraray	IDD	3/16" HS x 1/4" ABS x 3/16" HS x .090 Sentry Glas x 1/4" HS	Kuraray
D	.25HS x .090 Butcite x .25HS	Kuraray	IED	3/16" HS x 1/4" ABS x 3/16" HS x .090 Butcite x 1/4" HS	Kuraray

High Velocity Hurricane Zone (HVHZ) Applications

Series 581 Wide Stile Impact-Resistant Entrances (Dry-Glazed)

Qualified System Configuration Chart

Design Pressure P.S.F.	Maximum Door Size		Maximum Glass Size		Qualified Glass Types
	Single	Double	D.L.O. (WxH)	Sq. Ft.	
Series 581 Wide Stile - Large Missile Impact					
+70/-70	42 x 96	84 x 96	29 ¹³ / ₁₆ " x 81 ¹ / ₁₆ "	16.9	D

Hurricane Impact-Resistant Products Disclaimer Note

Coral's hurricane impact-resistant products meet a variety of test standards for applications in coastal construction regions satisfying the demands for wind-borne debris hazards and high-velocity winds associated with hurricanes. All of Coral's hurricane impact-resistant products are independent laboratory tested based on a variety of test standards for air infiltration, structural loads, missile impact and air-pressure cycling based on ASTM and/or Florida Building Code. The informational chart above is intended to provide recommended limits in frame heights, glass sizes and design pressures based on product testing. When exceeding conditions listed above it is recommended to consult with licensed structural engineer or contact Coral Architectural Products.

Hardware Applications

Locking and Closer Options		
Active Leaf	DH072 3-Point Lock with DH078 Cylinder and DH079 Thumbturn	
Inactive Leaf	DH176 Steel Tip Flush Bolts (2 each)	
Surface Applied Closer	Heavy Duty ANSI Grade 1 (Required)	
Concealed Overhead Closer	ANSI Grade 1 (Required)	
Hinging Options		
Type	Description	Quantity
Butt Hinges	DH110SS (Stainless Steel) 4 ¹ / ₂ " x 4"	1 ¹ / ₂ Pairs
Continuous Geared Hinge	DH111HD (Heavy Duty)	Full Door Height
Panic Exit Devices Options		
First Choice	DH3692 ANSI Grade 1	Concealed Vertical Rod
First Choice	DH3192 ANSI Grade 1	Mid Panel Panic
Jackson	DH2086 ANSI Grade 1	Concealed Vertical Rod

Qualified Glass Types

Glass Type	Glass Composition			Interlayer Manufacturer	Glass Identification
³ / ₁₆ " Monolithic Glass	¹ / ₄ " Heat Strengthened Glass	.090 SentryGlas	¹ / ₄ " Heat Strengthened Glass	Kuraray	D

Impact Entrances

Butt Hinge

Butt Hinge Door Package Includes

- Traditional 1" rd Pull/Push Hardware
- Glass Stops for 3/4" or 1" Glazing
- 1 1/2 Pair 4 1/2" x 4" SS Butt Hinges
- 3 Pt Lock - Single or Active Leaf
- Top & Bottom Steel Flush Bolts Inactive Leaf
- Keyed Cylinder Exterior
- Thumb Turn Interior
- Door Sweep w/ Weathering

Note: Reference Hardware Section of the Price Catalog for Door Closers and Loose Hardware Items not included in Standard Entrance section.

Note: All Hardware on Powder coat products is furnished in a standard clear finish.



Order Number Example: **3684HR-B** (Size and Series) - (Hand or Pair)

SERIES 281 NARROW STILE						
HAND	DESCRIPTION	FINISH CODE / DOOR PRICE				
		#11 CLEAR	#21 BRONZE	#81 WHITE	#2604 POWDER	#2605 POWDER
RH	3684HN-A	\$1,036	\$1,067	\$1,067	Please Inquire	Please Inquire
LH	3684HN-B	\$1,036	\$1,067	\$1,067	Please Inquire	Please Inquire
PAIR	7284HN-J	\$1,998	\$2,079	\$2,079	Please Inquire	Please Inquire



SERIES 381 MEDIUM STILE						
HAND	DESCRIPTION	FINISH CODE / DOOR PRICE				
		#11 CLEAR	#21 BRONZE	#81 WHITE	#2604 POWDER	#2605 POWDER
RH	3684HR-A	\$1,081	\$1,123	\$1,123	Please Inquire	Please Inquire
LH	3684HR-B	\$1,081	\$1,123	\$1,123	Please Inquire	Please Inquire
RH	4284HR-A	\$1,125	\$1,157	\$1,157	Please Inquire	Please Inquire
LH	4284HR-B	\$1,125	\$1,157	\$1,157	Please Inquire	Please Inquire
PAIR	7284HR-J	\$2,092	\$2,176	\$2,176	Please Inquire	Please Inquire



SERIES 581 WIDE STILE						
HAND	DESCRIPTION	FINISH CODE / DOOR PRICE				
		#11 CLEAR	#21 BRONZE	#81 WHITE	#2604 POWDER	#2605 POWDER
RH	3684HS-A	\$1,112	\$1,154	\$1,154	Please Inquire	Please Inquire
LH	3684HS-B	\$1,112	\$1,154	\$1,154	Please Inquire	Please Inquire
RH	4284HS-A	\$1,155	\$1,188	\$1,188	Please Inquire	Please Inquire
LH	4284HS-B	\$1,155	\$1,188	\$1,188	Please Inquire	Please Inquire
PAIR	7284HS-J	\$2,152	\$2,238	\$2,238	Please Inquire	Please Inquire

Note: Add "DM141" to substitute Glass Stops used for 1" Insulated Glass.

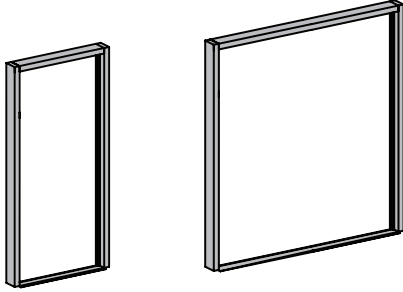
Butt Hinge Frame Package Includes

- 2½" x 5" Open Back Frame
- Snap-in DS501 Door Stop w/pile
- ½" x 4" Threshold – Mill Finish
- Threshold Clips
- Prep for 1½ Pair 4½" x 4" SS Butt Hinges
- Prep for 3 Pt Lock
- Prep for Top & Bottom Flush Bolts (pair)
- Transom Frames include FL517(Sash) and FL518(Stop) for Wet Glaze
- Frame assembly fastener package

Note: All Hardware on Powder coat products is furnished in a standard clear finish.


Note: Standard Frame Height for Transom Frames = 10'.

Order Number Example: 3684-B-FT5 (Size) - (Hand or Pair) - (Type)



FL500 DOOR FRAME (Non-Transom)						
HAND	DESCRIPTION	FINISH CODE / FRAME PRICE				
		#11 CLEAR	#21 BRONZE	#81 WHITE	#2604 POWDER	#2605 POWDER
RH	3684-A-F5	\$563	\$583	\$583	Please Inquire	Please Inquire
LH	3684-B-F5	\$563	\$583	\$583	Please Inquire	Please Inquire
RH	4284-A-F5	\$581	\$601	\$601	Please Inquire	Please Inquire
LH	4284-B-F5	\$581	\$601	\$601	Please Inquire	Please Inquire
PAIR	7284-J-F5	\$684	\$706	\$706	Please Inquire	Please Inquire

Note: Maximum Frame Height = 120"



FL500 DOOR FRAME WITH TRANSOM						
HAND	DESCRIPTION	FINISH CODE / FRAME PRICE				
		#11 CLEAR	#21 BRONZE	#81 WHITE	#2604 POWDER	#2605 POWDER
RH	3684-A-FT5	\$846	\$877	\$877	Please Inquire	Please Inquire
LH	3684-B-FT5	\$846	\$877	\$877	Please Inquire	Please Inquire
RH	4284-A-FT5	\$867	\$899	\$899	Please Inquire	Please Inquire
LH	4284-B-FT5	\$867	\$899	\$899	Please Inquire	Please Inquire
PAIR	7284-J-FT5	\$1,003	\$1,039	\$1,039	Please Inquire	Please Inquire

Note: All FL581 Doorframes requiring sidelites are interchangeable with Series FL550 Framing System by using FL555 Snap-In Filler.

Impact Entrances Butt Hinge

Butt Hinge – Door Package Includes

- Traditional 1" rd Pull/Push Hardware
- Glass Stops for ¾" or 1" Glazing
- 1½ Pair 4½" x 4" SS Butt Hinges
- 3 Pt Lock - Single or Active Leaf
- Top & Bottom Steel Flush Bolts Inactive Leaf
- Keyed Cylinder Exterior
- Thumb Turn Interior
- Door Sweep w/ Weathering

Note: Reference Hardware Section of the Price Catalog for Door Closers and Loose Hardware Items not included in Standard Entrance section.

Note: All Hardware on Powder coat products is furnished in a standard clear finish.

Note: 2 pair of Butt Hinges required with 1" glazing.



Order Number Example: **3696HR-A** (Size and Series) - (Hand or Pair)

SERIES 381 MEDIUM STILE						
HAND	DESCRIPTION	FINISH CODE / DOOR PRICE				
		#11 CLEAR	#21 BRONZE	#81 WHITE	#2604 POWDER	#2605 POWDER
RH	3696HR-A	\$1,118	\$1,161	\$1,161	Please Inquire	Please Inquire
LH	3696HR-B	\$1,118	\$1,161	\$1,161	Please Inquire	Please Inquire
RH	4296HR-A	\$1,165	\$1,199	\$1,199	Please Inquire	Please Inquire
LH	4296HR-B	\$1,165	\$1,199	\$1,199	Please Inquire	Please Inquire
PAIR	7296HR-J	\$2,172	\$2,259	\$2,259	Please Inquire	Please Inquire



Order Number Example: **3696HS-A** (Size and Series) - (Hand or Pair)

SERIES 581 WIDE STILE						
HAND	DESCRIPTION	FINISH CODE / DOOR PRICE				
		#11 CLEAR	#21 BRONZE	#81 WHITE	#2604 POWDER	#2605 POWDER
RH	3696HS-A	\$1,153	\$1,197	\$1,197	Please Inquire	Please Inquire
LH	3696HS-B	\$1,153	\$1,197	\$1,197	Please Inquire	Please Inquire
RH	4296HS-A	\$1,200	\$1,237	\$1,237	Please Inquire	Please Inquire
LH	4296HS-B	\$1,200	\$1,237	\$1,237	Please Inquire	Please Inquire
PAIR	7296HS-J	\$2,242	\$2,331	\$2,331	Please Inquire	Please Inquire

Note: Add "DM141" to substitute Glass Stops used for 1" Insulated Glass.

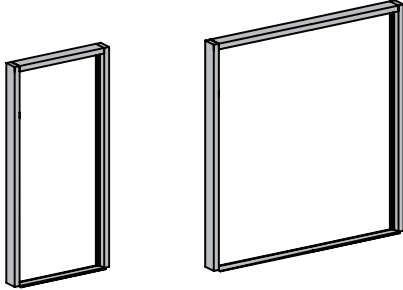
Butt Hinge Frame Package Includes

- 2½" x 5" n Back Frame
- Snap-in DS501 Door Stop w/pile
- ½" x 4" Threshold – Mill Finish
- Threshold Clips
- Prep for 1½ Pair 4½" x 4" SS Butt Hinges
- Prep for 3 Pt Lock
- Prep for Top & Bottom Flush Bolts (pair)
- Transom Frames include FL517 (Sash) and FL518(Stop) for Wet Glaze
- Frame assembly fastener package

Note: All Hardware on Powder coat products is furnished in a standard clear finish.


Note: Standard Frame Height for Transom Frames = 10'.

Order Number Example: **3696-B-FT5** (Size) - (Hand or Pair) - (Type)



FL500 DOOR FRAME (Non-Transom)						
HAND	DESCRIPTION	FINISH CODE / FRAME PRICE				
		#11 CLEAR	#21 BRONZE	#81 WHITE	#2604 POWDER	#2605 POWDER
RH	3696-A-F5	\$598	\$619	\$619	Please Inquire	Please Inquire
LH	3696-B-F5	\$598	\$619	\$619	Please Inquire	Please Inquire
RH	4296-A-F5	\$615	\$637	\$637	Please Inquire	Please Inquire
LH	4296-B-F5	\$615	\$637	\$637	Please Inquire	Please Inquire
PAIR	7296-J-F5	\$717	\$742	\$742	Please Inquire	Please Inquire

Note: Maximum Frame Height = 120"



FL500 DOOR FRAME WITH TRANSOM						
HAND	DESCRIPTION	FINISH CODE / FRAME PRICE				
		#11 CLEAR	#21 BRONZE	#81 WHITE	#2604 POWDER	#2605 POWDER
RH	3696-A-FT5	\$842	\$873	\$873	Please Inquire	Please Inquire
LH	3696-B-FT5	\$842	\$873	\$873	Please Inquire	Please Inquire
RH	4296-A-FT5	\$863	\$894	\$894	Please Inquire	Please Inquire
LH	4296-B-FT5	\$863	\$894	\$894	Please Inquire	Please Inquire
PAIR	7296-J-FT5	\$999	\$1,036	\$1,036	Please Inquire	Please Inquire

Note: All FL581 Door frames requiring sidelites are interchangeable with Series FL550 Framing System by using FL555 Snap-In Filler.

Impact Entrances

Butt Hinge/Panic

Butt Hinge CVR Panic Door Package Includes

- Traditional 1" rd rd Panic Pull
- Glass Stops for 3/8" Glazing
- 1 1/2 Pair 4 1/2" x 4" SS Butt Hinges
- DH3692 CVR Touch Bar Panic(s)
- Keyed Cylinder Exterior
- Door Sweep w/ Weathering

Note: Reference Hardware Section of the Price Catalog for Door Closers and Loose Hardware Items not included in Standard Entrance section.

Note: All Hardware on Powder coat products is furnished in a standard clear finish.



Order Number Example: **3684HR-BP** (Size and Series) - (Hand or Pair)

SERIES 281 NARROW STILE						
HAND	DESCRIPTION	FINISH CODE / DOOR PRICE				
		#11 CLEAR	#21 BRONZE	#81 WHITE	#2604 POWDER	#2605 POWDER
RH	3684HN-AP	\$2,081	\$2,155	\$2,155	Please Inquire	Please Inquire
LH	3684HN-BP	\$2,081	\$2,155	\$2,155	Please Inquire	Please Inquire
PAIR	7284HN-JP	\$4,163	\$4,312	\$4,312	Please Inquire	Please Inquire



SERIES 381 MEDIUM STILE						
HAND	DESCRIPTION	FINISH CODE / DOOR PRICE				
		#10 CLEAR	#20 BRONZE	#81 WHITE	#2604 POWDER	#2605 POWDER
RH	3684HR-AP	\$1,428	\$1,458	\$1,458	Please Inquire	Please Inquire
LH	3684HR-BP	\$1,428	\$1,458	\$1,458	Please Inquire	Please Inquire
RH	4284HR-AP	\$1,454	\$1,484	\$1,484	Please Inquire	Please Inquire
LH	4284HR-BP	\$1,454	\$1,484	\$1,484	Please Inquire	Please Inquire
PAIR	7284HR-JP	\$2,890	\$2,953	\$2,953	Please Inquire	Please Inquire



SERIES 581 WIDE STILE						
HAND	DESCRIPTION	FINISH CODE / DOOR PRICE				
		#11 CLEAR	#21 BRONZE	#81 WHITE	#2604 POWDER	#2605 POWDER
RH	3684HS-AP	\$1,458	\$1,489	\$1,489	Please Inquire	Please Inquire
LH	3684HS-BP	\$1,458	\$1,489	\$1,489	Please Inquire	Please Inquire
RH	4284HS-AP	\$1,484	\$1,515	\$1,515	Please Inquire	Please Inquire
LH	4284HS-BP	\$1,484	\$1,515	\$1,515	Please Inquire	Please Inquire
PAIR	7284HS-JP	\$2,949	\$3,013	\$3,013	Please Inquire	Please Inquire

Note: Add "DM141" to substitute Glass Stops used for 1" Insulated Glass.

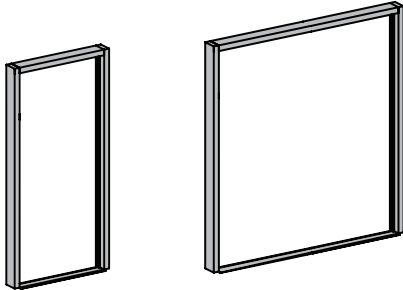
Butt Hinge CVR Panic Frame Package Includes

- 2½" x 5" n Back Frame
- Snap-in DS501 Door Stop w/pile
- ½" x 5" Bumper Threshold – Mill Finish
- Threshold Clips
- Prep for 1½ Pair 4½" x 4" SS Butt Hinges
- Prep for DH3692 CVR Panic(s)
- Transom Frames include FL517(Sash) and FL518(Stop) for Wet Glaze
- Frame assembly fastener package

Note: All Hardware on Powder coat products is furnished in a standard clear finish.


Note: Standard Frame Height for Transom Frames = 10'.

Order Number Example: **3684-BP-FT5** (Size) - (Hand or Pair) - (Type)



FL500 DOOR FRAME (Non-Transom)						
HAND	DESCRIPTION	FINISH CODE / FRAME PRICE				
		#11 CLEAR	#21 BRONZE	#81 WHITE	#2604 POWDER	#2605 POWDER
RH	3684-AP-F5	\$573	\$593	\$593	Please Inquire	Please Inquire
LH	3684-BP-F5	\$573	\$593	\$593	Please Inquire	Please Inquire
RH	4284-AP-F5	\$581	\$602	\$602	Please Inquire	Please Inquire
LH	4284-BP-F5	\$581	\$602	\$602	Please Inquire	Please Inquire
PAIR	7284-JP-F5	\$692	\$716	\$716	Please Inquire	Please Inquire

Note: Maximum Frame Height = 120"



FL500 DOOR FRAME WITH TRANSOM						
HAND	DESCRIPTION	FINISH CODE / FRAME PRICE				
		#11 CLEAR	#21 BRONZE	#81 WHITE	#2604 POWDER	#2605 POWDER
RH	3684-AP-FT5	\$856	\$887	\$887	Please Inquire	Please Inquire
LH	3684-BP-FT5	\$856	\$887	\$887	Please Inquire	Please Inquire
RH	4284-AP-FT5	\$877	\$909	\$909	Please Inquire	Please Inquire
LH	4284-BP-FT5	\$877	\$909	\$909	Please Inquire	Please Inquire
PAIR	7284-JP-FT5	\$1,013	\$1,050	\$1,050	Please Inquire	Please Inquire

Note: All FL581 Door frames requiring sidelites are interchangeable with Series FL550 Framing System by using FL555 Snap-In Filler.

Impact Entrances

Butt Hinge/Panic



Butt Hinge CVR Panic Door Package Includes

- Traditional 1" round Panic Pull
- Glass Stops for 3/8" or 1" Glazing
- 1 1/2 Pair 4 1/2" x 4" SS Butt Hinges
- DH3692 CVR Touch Bar Panic(s)
- Keyed Cylinder Exterior
- Door Sweep w/ Weathering

Note: Reference Hardware Section of the Price Catalog for Door Closers and Loose Hardware Items not included in Standard Entrance section.

Note: All Hardware on Powder coat products is furnished in a standard clear finish.

Note: 2 pair of Butt Hinges required with 1" glazing.



Order Number Example: **3696HR-AP** (Size and Series) - (Hand or Pair)

SERIES 381 MEDIUM STILE						
HAND	DESCRIPTION	FINISH CODE / DOOR PRICE				
		#11 CLEAR	#21 BRONZE	#81 WHITE	#2604 POWDER	#2605 POWDER
RH	3696HR-AP	\$1,463	\$1,497	\$1,497	Please Inquire	Please Inquire
LH	3696HR-BP	\$1,463	\$1,497	\$1,497	Please Inquire	Please Inquire
RH	4296HR-AP	\$1,494	\$1,526	\$1,526	Please Inquire	Please Inquire
LH	4296HR-BP	\$1,494	\$1,526	\$1,526	Please Inquire	Please Inquire
PAIR	7296HR-JP	\$2,966	\$3,033	\$3,033	Please Inquire	Please Inquire



Order Number Example: **3696HS-AP** (Size and Series) - (Hand or Pair)

SERIES 581 WIDE STILE						
HAND	DESCRIPTION	FINISH CODE / DOOR PRICE				
		#11 CLEAR	#21 BRONZE	#81 WHITE	#2604 POWDER	#2605 POWDER
RH	3696HS-AP	\$1,498	\$1,532	\$1,532	Please Inquire	Please Inquire
LH	3696HS-BP	\$1,498	\$1,532	\$1,532	Please Inquire	Please Inquire
RH	4296HS-AP	\$1,531	\$1,563	\$1,563	Please Inquire	Please Inquire
LH	4296HS-BP	\$1,531	\$1,563	\$1,563	Please Inquire	Please Inquire
PAIR	7296HS-JP	\$3,037	\$3,106	\$3,106	Please Inquire	Please Inquire

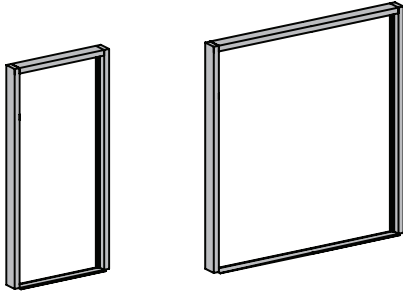
Note: Add "DM141" to substitute Glass Stops used for 1" Insulated Glass.

Butt Hinge CVR Panic Frame Package Includes

- 2½" x 5" Open Back Frame
- Snap-in DS501 Door Stop w/pile
- ½" x 5" Bumper Threshold – Mill Finish
- Threshold Clips
- Prep for 1½ Pair 4½" x 4" SS Butt Hinges
- Prep for DH3692 CVR Panic(s)
- Transom Frames include FL517(Sash) and FL518(Stop) for Wet Glaze
- Frame assembly fastener package


Note: All Hardware on Powder coat products is furnished in a standard clear finish.
Note: Standard Frame Height for Transom Frames = 10'.

Order Number Example: **3696-BP-FT5** (Size) - (Hand or Pair) - (Type)



FL500 DOOR FRAME (Non-Transom)						
HAND	DESCRIPTION	FINISH CODE / FRAME PRICE				
		#11 CLEAR	#21 BRONZE	#81 WHITE	#2604 POWDER	#2605 POWDER
RH	3696-AP-F5	\$607	\$629	\$629	Please Inquire	Please Inquire
LH	3696-BP-F5	\$607	\$629	\$629	Please Inquire	Please Inquire
RH	4296-AP-F5	\$625	\$647	\$647	Please Inquire	Please Inquire
LH	4296-BP-F5	\$625	\$647	\$647	Please Inquire	Please Inquire
PAIR	7296-JP-F5	\$727	\$752	\$752	Please Inquire	Please Inquire

Note: Maximum Frame Height = 120"



FL500 DOOR FRAME WITH TRANSOM						
HAND	DESCRIPTION	FINISH CODE / FRAME PRICE				
		#11 CLEAR	#21 BRONZE	#81 WHITE	#2604 POWDER	#2605 POWDER
RH	3696-AP-FT5	\$852	\$881	\$881	Please Inquire	Please Inquire
LH	3696-BP-FT5	\$852	\$881	\$881	Please Inquire	Please Inquire
RH	4296-AP-FT5	\$873	\$903	\$903	Please Inquire	Please Inquire
LH	4296-BP-FT5	\$873	\$903	\$903	Please Inquire	Please Inquire
PAIR	7296-JP-FT5	\$1,008	\$1,045	\$1,045	Please Inquire	Please Inquire

Note: All FL581 Door frames requiring sidelites are interchangeable with Series FL550 Framing System by using FL555 Snap-In Filler.

Impact Entrances

Butt Hinge/Offset Arm

Butt Hinge – Offset Arm Door Package Includes

- Traditional 1" rd Pull/Push Hardware
- Glass Stops for 3/8" 1" Glazing
- 1 1/2 Pair 4 1/2" x 4" SS Butt Hinges
- Slide Channel installed with Offset Arm
- 3 Pt Lock - Single or Active Leaf
- Top & Bottom Steel Flush Bolts Inactive Leaf
- Keyed Cylinder Exterior
- Thumb Turn Interior
- Door Sweep w/ Weathering

Note: Reference Hardware Section of the Price Catalog for Door Closers and Loose Hardware Items not included in Standard Entrance section.
 Note: All Hardware on Powder coat products is furnished in a standard clear finish.



Order Number Example: **3684HR-BO** (Size and Series) - (Hand or Pair)

SERIES 281 NARROW STILE						
HAND	DESCRIPTION	FINISH CODE / DOOR PRICE				
		#11 CLEAR	#21 BRONZE	#81 WHITE	#2604 POWDER	#2605 POWDER
RH	3684HN-AO	\$1,223	\$1,262	\$1,262	Please Inquire	Please Inquire
LH	3684HN-BO	\$1,223	\$1,262	\$1,262	Please Inquire	Please Inquire
PAIR	7284HN-JO	\$2,372	\$2,455	\$2,455	Please Inquire	Please Inquire



SERIES 381 MEDIUM STILE						
HAND	DESCRIPTION	FINISH CODE / DOOR PRICE				
		#11 CLEAR	#21 BRONZE	#81 WHITE	#2604 POWDER	#2605 POWDER
RH	3684HR-AO	\$1,258	\$1,300	\$1,300	Please Inquire	Please Inquire
LH	3684HR-BO	\$1,258	\$1,300	\$1,300	Please Inquire	Please Inquire
RH	4284HR-AO	\$1,301	\$1,333	\$1,333	Please Inquire	Please Inquire
LH	4284HR-BO	\$1,301	\$1,333	\$1,333	Please Inquire	Please Inquire
PAIR	7284HR-JO	\$2,445	\$2,529	\$2,529	Please Inquire	Please Inquire



SERIES 581 WIDE STILE						
HAND	DESCRIPTION	FINISH CODE / DOOR PRICE				
		#11 CLEAR	#21 BRONZE	#81 WHITE	#2604 POWDER	#2605 POWDER
RH	3684HS-AO	\$1,288	\$1,329	\$1,329	Please Inquire	Please Inquire
LH	3684HS-BO	\$1,288	\$1,329	\$1,329	Please Inquire	Please Inquire
RH	4284HS-AO	\$1,332	\$1,364	\$1,364	Please Inquire	Please Inquire
LH	4284HS-BO	\$1,332	\$1,364	\$1,364	Please Inquire	Please Inquire
PAIR	7284HS-JO	\$2,505	\$2,590	\$2,590	Please Inquire	Please Inquire

Note: Add "DM141" to substitute Glass Stops used for 1" Insulated Glass.

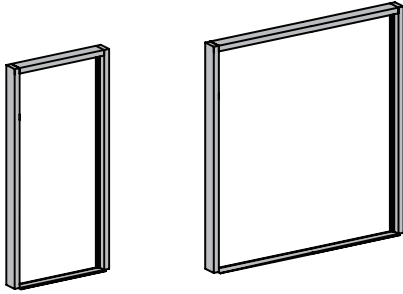
Butt Hinge - Offset Arm Frame Package Includes

- 2½" x 5" Open Back Frame
- Snap-in DS501 Door Stop w/pile
- Applied DS202 Header Door stop
- ½" x 4" Threshold – Mill Finish
- Threshold Clips
- Prep for 1½ Pair 4½" x 4" SS Butt Hinges
- Prep for 3 Pt Lock
- Prep for Top & Bottom Flush Bolts (pair)
- Prep for COC
- Transom Frames include FL517(Sash) and FL518 (Stop) for Wet Glaze
- Frame assembly fastener package

Note: All Hardware on Powder coat products is furnished in a standard clear finish.


Note: Standard Frame Height for Transom Frames = 10'.

Order Number Example: **3684-BO-FT5** (Size) - (Hand or Pair) - (Type)



FL500 DOOR FRAME (Non-Transom)						
HAND	DESCRIPTION	FINISH CODE / FRAME PRICE				
		#11 CLEAR	#21 BRONZE	#81 WHITE	#2604 POWDER	#2605 POWDER
RH	3684-AO-F5	\$682	\$702	\$702	Please Inquire	Please Inquire
LH	3684-BO-F5	\$682	\$702	\$702	Please Inquire	Please Inquire
RH	4284-AO-F5	\$698	\$717	\$717	Please Inquire	Please Inquire
LH	4284-BO-F5	\$698	\$717	\$717	Please Inquire	Please Inquire
PAIR	7284-JO-F5	\$874	\$896	\$896	Please Inquire	Please Inquire

Note: Maximum Frame Height = 120"



FL500 DOOR FRAME WITH TRANSOM						
HAND	DESCRIPTION	FINISH CODE / FRAME PRICE				
		#11 CLEAR	#21 BRONZE	#81 WHITE	#2604 POWDER	#2605 POWDER
RH	3684-AO-FT5	\$1,000	\$1,032	\$1,032	Please Inquire	Please Inquire
LH	3684-BO-FT5	\$1,000	\$1,032	\$1,032	Please Inquire	Please Inquire
RH	4284-AO-FT5	\$1,022	\$1,056	\$1,056	Please Inquire	Please Inquire
LH	4284-BO-FT5	\$1,022	\$1,056	\$1,056	Please Inquire	Please Inquire
PAIR	7284-JO-FT5	\$1,245	\$1,286	\$1,286	Please Inquire	Please Inquire

Note: All FL581 Door frames requiring sidelites are interchangeable with Series FL550 Framing System by using FL555 Snap-In Filler.

Impact Entrances

Butt Hinge/Offset Arm

Butt Hinge – Offset Arm Door Package Includes

- Traditional 1" rd Pull/Push Hardware
- Glass Stops for ¾" or 1" Glazing
- 1½ Pair 4½" x 4" SS Butt Hinges
- Slide Channel installed with Offset Arm
- 3 Pt Lock - Single or Active Leaf
- Top & Bottom Steel Flush Bolts Inactive Leaf
- Keyed Cylinder Exterior
- Thumb Turn Interior
- Door Sweep w/ Weathering

Note: Reference Hardware Section of the Price Catalog for Door Closers and Loose Hardware Items not included in Standard Entrance section.

Note: All Hardware on Powder coat products is furnished in a standard clear finish.

Note: 2 pair of Butt Hinges required with 1" glazing.

Order Number Example: **3696HR-AO** (Size and Series) - (Hand or Pair)



SERIES 381 MEDIUM STILE						
HAND	DESCRIPTION	FINISH CODE / DOOR PRICE				
		#11 CLEAR	#21 BRONZE	#81 WHITE	#2604 POWDER	#2605 POWDER
RH	3696HR-AO	\$1,294	\$1,337	\$1,337	Please Inquire	Please Inquire
LH	3696HR-BO	\$1,294	\$1,337	\$1,337	Please Inquire	Please Inquire
RH	4296HR-AO	\$1,342	\$1,375	\$1,375	Please Inquire	Please Inquire
LH	4296HR-BO	\$1,342	\$1,375	\$1,375	Please Inquire	Please Inquire
PAIR	7296HR-JO	\$2,525	\$2,611	\$2,611	Please Inquire	Please Inquire

Order Number Example: **3696HS-AO** (Size and Series) - (Hand or Pair)



SERIES 581 WIDE STILE						
HAND	DESCRIPTION	FINISH CODE / DOOR PRICE				
		#11 CLEAR	#21 BRONZE	#81 WHITE	#2604 POWDER	#2605 POWDER
RH	3696HS-AO	\$1,329	\$1,374	\$1,374	Please Inquire	Please Inquire
LH	3696HS-BO	\$1,329	\$1,374	\$1,374	Please Inquire	Please Inquire
RH	4296HS-AO	\$1,377	\$1,413	\$1,413	Please Inquire	Please Inquire
LH	4296HS-BO	\$1,377	\$1,413	\$1,413	Please Inquire	Please Inquire
PAIR	7296HS-JO	\$2,596	\$2,684	\$2,684	Please Inquire	Please Inquire

Note: Add "DM141" to substitute Glass Stops used for 1" Insulated Glass.

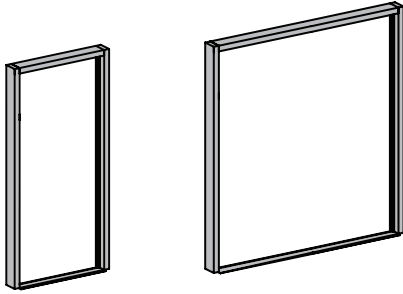
Butt Hinge - Offset Arm Frame Package Includes

- 2½" x 5" Open Back Frame
- Snap-in DS501 Door Stop w/pile
- Applied DS202 Header Door stop
- ½" x 4" Threshold – Mill Finish
- Threshold Clips
- Prep for 1½ Pair 4½" x 4" SS Butt Hinges
- Prep for 3 Pt Lock
- Prep for Top & Bottom Flush Bolts (pair)
- Prep for COC
- Transom Frames include FL517(Sash) and FL518(Stop) for Wet Glaze
- Frame assembly fastener package

Note: All Hardware on Powder coat products is furnished in a standard clear finish.


Note: Standard Frame Height for Transom Frames = 10'.

Order Number Example: **3696-BO-FT5** (Size) - (Hand or Pair) - (Type)



FL500 DOOR FRAME (Non-Transom)						
HAND	DESCRIPTION	FINISH CODE / FRAME PRICE				
		#11 CLEAR	#21 BRONZE	#81 WHITE	#2604 POWDER	#2605 POWDER
RH	3696-AO-F5	\$717	\$738	\$738	Please Inquire	Please Inquire
LH	3696-BO-F5	\$717	\$738	\$738	Please Inquire	Please Inquire
RH	4296-AO-F5	\$733	\$754	\$754	Please Inquire	Please Inquire
LH	4296-BO-F5	\$733	\$754	\$754	Please Inquire	Please Inquire
PAIR	7296-JO-F5	\$909	\$933	\$933	Please Inquire	Please Inquire

Note: Maximum Frame Height = 120"



FL500 DOOR FRAME WITH TRANSOM						
HAND	DESCRIPTION	FINISH CODE / FRAME PRICE				
		#11 CLEAR	#21 BRONZE	#81 WHITE	#2604 POWDER	#2605 POWDER
RH	3696-AO-FT5	\$994	\$1,025	\$1,025	Please Inquire	Please Inquire
LH	3696-BO-FT5	\$994	\$1,025	\$1,025	Please Inquire	Please Inquire
RH	4296-AO-FT5	\$1,018	\$1,050	\$1,050	Please Inquire	Please Inquire
LH	4296-BO-FT5	\$1,018	\$1,050	\$1,050	Please Inquire	Please Inquire
PAIR	7296-JO-FT5	\$1,241	\$1,280	\$1,280	Please Inquire	Please Inquire

Note: All FL500 Doorframes requiring sidelites are interchangeable with Series FL550 Framing System by using FL555 Snap-In Filler.

Impact Entrances

Butt Hinge/Offset Arm/Panic

Butt Hinge – CVR Panic – Offset Arm Door Package Includes

- Traditional 1" rd rd Panic Pull
- Glass Stops for 3/8" or 1" Glazing
- 1½ Pair 4½" x 4" SS Butt Hinges
- Slide Channel installed with Offset Arm
- DH3692 CVR Touch Bar Panic(s)
- Keyed Cylinder Exterior - Single or Active Leaf
- Door Sweep w/ Weathering

*Note: Reference Hardware Section of the Price Catalog for Door Closers and Loose Hardware Items not included in Standard Entrance section.
Note: All Hardware on Powder coat products is furnished in a standard clear finish.*

Order Number Example: **3684HR-BOP** (Size and Series) - (Hand or Pair)



SERIES 281 NARROW STILE						
HAND	DESCRIPTION	FINISH CODE / DOOR PRICE				
		#11 CLEAR	#21 BRONZE	#81 WHITE	#2604 POWDER	#2605 POWDER
RH	3684HN-AOP	\$2,267	\$2,343	\$2,343	Please Inquire	Please Inquire
LH	3684HN-BOP	\$2,267	\$2,343	\$2,343	Please Inquire	Please Inquire
PAIR	7284HN-JOP	\$4,536	\$4,688	\$4,688	Please Inquire	Please Inquire



SERIES 381 MEDIUM STILE						
HAND	DESCRIPTION	FINISH CODE / DOOR PRICE				
		#11 CLEAR	#21 BRONZE	#81 WHITE	#2604 POWDER	#2605 POWDER
RH	3684HR-AOP	\$1,605	\$1,634	\$1,634	Please Inquire	Please Inquire
LH	3684HR-BOP	\$1,605	\$1,634	\$1,634	Please Inquire	Please Inquire
RH	4284HR-AOP	\$1,630	\$1,661	\$1,661	Please Inquire	Please Inquire
LH	4284HR-BOP	\$1,630	\$1,661	\$1,661	Please Inquire	Please Inquire
PAIR	7284HR-JOP	\$3,243	\$3,304	\$3,304	Please Inquire	Please Inquire



SERIES 581 WIDE STILE						
HAND	DESCRIPTION	FINISH CODE / DOOR PRICE				
		#11 CLEAR	#21 BRONZE	#81 WHITE	#2604 POWDER	#2605 POWDER
RH	3684HS-AOP	\$1,634	\$1,665	\$1,665	Please Inquire	Please Inquire
LH	3684HS-BOP	\$1,634	\$1,665	\$1,665	Please Inquire	Please Inquire
RH	4284HS-AOP	\$1,661	\$1,692	\$1,692	Please Inquire	Please Inquire
LH	4284HS-BOP	\$1,661	\$1,692	\$1,692	Please Inquire	Please Inquire
PAIR	7284HS-JOP	\$3,302	\$3,366	\$3,366	Please Inquire	Please Inquire

Note: Add "DM141" to substitute Glass Stops used for 1" Insulated Glass.

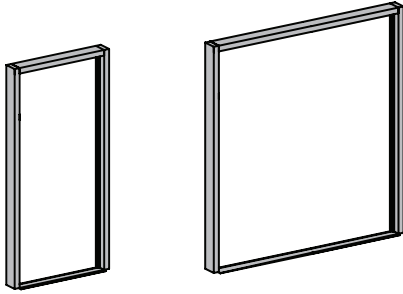
Butt hung – CVR Panic – Offset Arm Frame Package Includes

- 2½" x 5" Open Back Frame
- Snap-in DS501 Door Stop w/pile
- Applied DS202 Header Door stop
- ½" x 5" Bumper Threshold – Mill Finish
- Threshold Clips
- Prep for 1½ Pair 4½" x 4" SS Butt Hinges
- Prep for DH3692 CVR Panic(s)
- Prep for COC
- Transom Frames include FL517(Sash) and FL518(Stop) for Wet Glaze
- Frame assembly fastener package

Note: All Hardware on Powder coat products is furnished in a standard clear finish.


Note: Standard Frame Height for Transom Frames = 10'.

Order Number Example: **3684-BOP-FT5 (Size) - (Hand or Pair) - (Type)**



FL500 DOOR FRAME (Non-Transom)						
HAND	DESCRIPTION	FINISH CODE / FRAME PRICE				
		#11 CLEAR	#21 BRONZE	#81 WHITE	#2604 POWDER	#2605 POWDER
RH	3684-AOP-F5	\$692	\$712	\$712	Please Inquire	Please Inquire
LH	3684-BOP-F5	\$692	\$712	\$712	Please Inquire	Please Inquire
RH	4284-AOP-F5	\$707	\$727	\$727	Please Inquire	Please Inquire
LH	4284-BOP-F5	\$707	\$727	\$727	Please Inquire	Please Inquire
PAIR	7284-JOP-F5	\$884	\$906	\$906	Please Inquire	Please Inquire

Note: Maximum Frame Height = 120"



FL500 DOOR FRAME WITH TRANSOM						
HAND	DESCRIPTION	FINISH CODE / FRAME PRICE				
		#11 CLEAR	#21 BRONZE	#81 WHITE	#2604 POWDER	#2605 POWDER
RH	3684-AOP-FT5	\$1,010	\$1,042	\$1,042	Please Inquire	Please Inquire
LH	3684-BOP-FT5	\$1,010	\$1,042	\$1,042	Please Inquire	Please Inquire
RH	4284-AOP-FT5	\$1,032	\$1,064	\$1,064	Please Inquire	Please Inquire
LH	4284-BOP-FT5	\$1,032	\$1,064	\$1,064	Please Inquire	Please Inquire
PAIR	7284-JOP-FT5	\$1,255	\$1,294	\$1,294	Please Inquire	Please Inquire

Note: All FL581 Doorframes requiring sidelites are interchangeable with Series FL550 Framing System by using FL555 Snap-In Filler.

Impact Entrances

Butt Hinge/Offset Arm/Panic

Butt Hinge – CVR Panic – Offset Arm Door Package Includes


- Traditional 1" round Panic Pull
- Glass Stops for 3/8" Glazing
- 1 1/2 Pair 4 1/2" x 4" SS Butt Hinges
- Slide Channel installed with Offset Arm
- DH3692 CVR Touch Bar Panic(s)
- Keyed Cylinder Exterior - Single or Active Leaf
- Door Sweep w/ Weathering

Note: Reference Hardware Section of the Price Catalog for Door Closers and Loose Hardware Items not included in Standard Entrance section.

Note: All Hardware on Powder coat products is furnished in a standard clear finish.

Note: 2 pair of Butt Hinges required with 1" glazing.

Order Number Example: **3696HR-AOP** (Size and Series) - (Hand or Pair)



SERIES 381 MEDIUM STILE						
HAND	DESCRIPTION	FINISH CODE / DOOR PRICE				
		#11 CLEAR	#21 BRONZE	#81 WHITE	#2604 POWDER	#2605 POWDER
RH	3696HR-AOP	\$1,640	\$1,673	\$1,673	Please Inquire	Please Inquire
LH	3696HR-BOP	\$1,640	\$1,673	\$1,673	Please Inquire	Please Inquire
RH	4296HR-AOP	\$1,671	\$1,703	\$1,703	Please Inquire	Please Inquire
LH	4296HR-BOP	\$1,671	\$1,703	\$1,703	Please Inquire	Please Inquire
PAIR	7296HR-JOP	\$3,318	\$3,386	\$3,386	Please Inquire	Please Inquire

Order Number Example: **3696HR-AOP** (Size and Series) - (Hand or Pair)



SERIES 581 WIDE STILE						
HAND	DESCRIPTION	FINISH CODE / DOOR PRICE				
		#11 CLEAR	#21 BRONZE	#81 WHITE	#2604 POWDER	#2605 POWDER
RH	3696HR-AOP	\$1,676	\$1,710	\$1,710	Please Inquire	Please Inquire
LH	3696HR-BOP	\$1,676	\$1,710	\$1,710	Please Inquire	Please Inquire
RH	4296HR-AOP	\$1,707	\$1,741	\$1,741	Please Inquire	Please Inquire
LH	4296HR-BOP	\$1,707	\$1,741	\$1,741	Please Inquire	Please Inquire
PAIR	7296HR-JOP	\$3,388	\$3,458	\$3,458	Please Inquire	Please Inquire

Note: Add "DM141" to substitute Glass Stops used for 1" Insulated Glass.

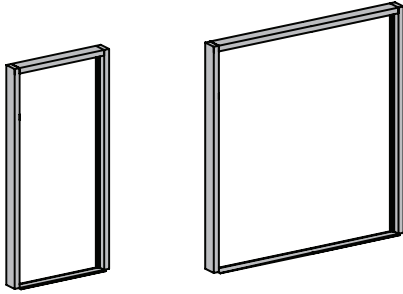
Butt hung – CVR Panic – Offset Arm Frame Package Includes

- 2½" x 5" Open Back Frame
- Snap-in DS501 Door Stop w/pile
- Applied DS202 Header Door stop
- ½" x 5" Bumper Threshold – Mill Finish
- Threshold Clips
- Prep for 1½ Pair 4½" x 4" SS Butt Hinges
- Prep for DH3692 CVR Panic(s)
- Prep for COC
- Transom Frames include FL517(Sash) and FL518(Stop) for Wet Glaze
- Frame assembly fastener package

Note: All Hardware on Powder coat products is furnished in a standard clear finish.


Note: Standard Frame Height for Transom Frames = 10'.

Order Number Example: **3696-BOP-FT5** (Size) - (Hand or Pair) - (Type)



FL500 DOOR FRAME (Non-Transom)						
HAND	DESCRIPTION	FINISH CODE / FRAME PRICE				
		#11 CLEAR	#21 BRONZE	#81 WHITE	#2604 POWDER	#2605 POWDER
RH	3696-AOP-F5	\$727	\$748	\$748	Please Inquire	Please Inquire
LH	3696-BOP-F5	\$727	\$748	\$748	Please Inquire	Please Inquire
RH	4296-AOP-F5	\$742	\$763	\$763	Please Inquire	Please Inquire
LH	4296-BOP-F5	\$742	\$763	\$763	Please Inquire	Please Inquire
PAIR	7296-JOP-F5	\$919	\$943	\$943	Please Inquire	Please Inquire

Note: Maximum Frame Height = 120"



FL500 DOOR FRAME WITH TRANSOM						
HAND	DESCRIPTION	FINISH CODE / FRAME PRICE				
		#11 CLEAR	#21 BRONZE	#81 WHITE	#2604 POWDER	#2605 POWDER
RH	3696-AOP-FT5	\$718	\$740	\$740	Please Inquire	Please Inquire
LH	3696-BOP-FT5	\$718	\$740	\$740	Please Inquire	Please Inquire
RH	4296-AOP-FT5	\$734	\$757	\$757	Please Inquire	Please Inquire
LH	4296-BOP-FT5	\$734	\$757	\$757	Please Inquire	Please Inquire
PAIR	7296-JOP-FT5	\$1,006	\$1,290	\$1,290	Please Inquire	Please Inquire

Note: All FL500 Doorframes requiring sidelites are interchangeable with Series FL550 Framing System by using FL555 Snap-In Filler.

Page Left Intentionally Blank

Section D2
Table of Contents



IMPACT ENTRANCES



Adds, Substitutions, and Modifications

Glass Stops 1
Push / Pulls 1
Top Rail Substitutions - Stock Door..... 2
Bottom Rail Substitutions - Stock Door 3
Horizontal Muntin Mid-Rail Adds - Standard Door 4
Hinge Modifications and Substitutions 5
Cylinder Substitutions 6
Panic / Exit Devices..... 7

Page Left Intentionally Blank

Note: Part Finish #11 = Clear & #21 Bronze

GLASS STOPS									
ITEM	DESCRIPTION	LENGTH	P/N	FINISH CODE / DOOR PRICE					
				#11	#21	#81	#99	#89	
DG505 	Substitute DG505 1" Glass Stops	N/A	DM006						N/C
	Substitute DG504 5/16" Dry Glaze	N/A	DM007						N/C

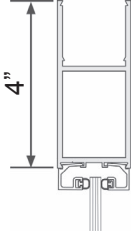
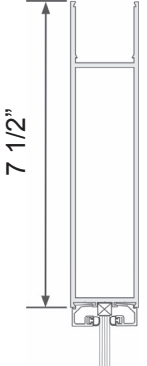
PUSH / PULL									
ITEM	DESCRIPTION	LENGTH	P/N	FINISH CODE / DOOR PRICE					
				#10	#20	#81	#99	#89	
PB401  PB401	Substitute DH41 Back to Back Push Bars	36"	DM010	\$42	\$49				Default Finish is #10 unless otherwise specified Note: Hardware Finish #10 = Clear #20 = Bronze
		42"	DM011	\$51	\$65				
PH401  PH401	Substitute DH42 Back to Back Pull Handles	36"	DM013	\$0	\$0				
		42"	DM014	\$0	\$0				

Impact Entrances




Adds, Substitutions, & Modifications



Note: Part Finish #11 = Clear & #21 Bronze

TOP RAIL								
ITEM	DESCRIPTION	LENGTH	P/N	FINISH CODE / DOOR PRICE				
				#11	#21	#81	#99	#89
	Substitute D102 for D101	36"	DM020	\$12	\$14	\$14	\$14	\$19
		42"	DM021	\$14	\$17	\$17	\$17	\$21
	Substitute D108 for D102	36"	DM023	\$14	\$19	\$19	\$19	\$26
		42"	DM024	\$17	\$21	\$21	\$21	\$28

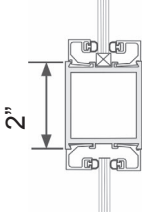
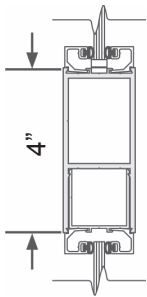
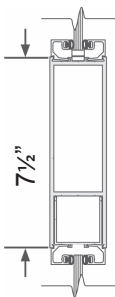
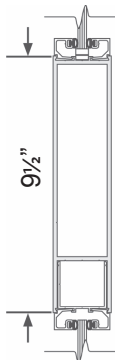
Note: Part Finsh #11 = Clear & #21 Bronze

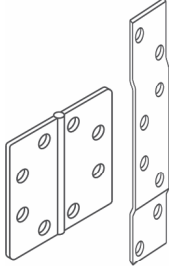
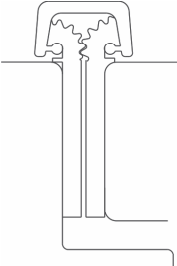
BOTTOM RAIL								
ITEM	DESCRIPTION	LENGTH	P/N	FINISH CODE / DOOR PRICE				
				#11	#21	#81	#99	#89
	Substitute D108 for D102	36"	DM032	\$14	\$19	\$19	\$19	\$26
		42"	DM033	\$17	\$21	\$21	\$21	\$28
	Substitute D109 for D102	36"	DM035	\$19	\$23	\$23	\$23	\$30
		42"	DM036	\$21	\$26	\$26	\$26	\$33
	Substitute D109 for D108	36"	DM038	\$7	\$10	\$10	\$10	\$14
		42"	DM039	\$10	\$13	\$13	\$13	\$17

Impact Entrances

Adds, Substitutions, & Modifications

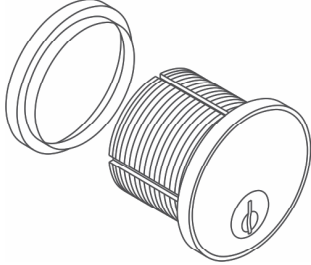
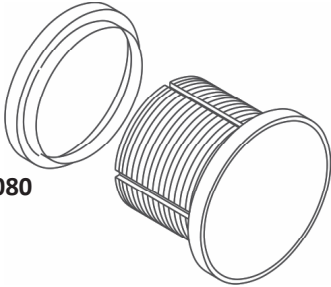
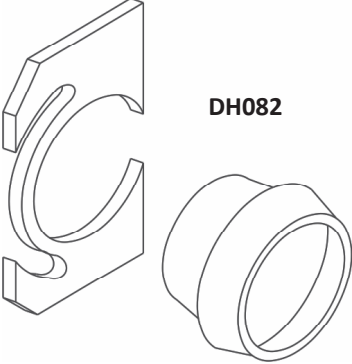
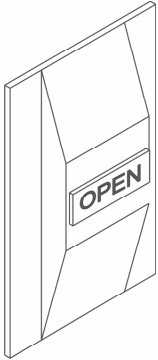
Note: Part Finish #11 = Clear & #21 Bronze

HORIZONTAL MUNTIN								
ITEM	DESCRIPTION	LENGTH	P/N	FINISH CODE / DOOR PRICE				
				#11	#21	#81	#99	#89
	Add 2" Horizontal Muntin	36"	DM053	\$185	\$189	\$189	\$189	\$198
		42"	DM054	\$189	\$198	\$198	\$198	\$205
	Add 4" Mid-Rail	36"	DM056	\$189	\$198	\$198	\$198	\$205
		42"	DM057	\$194	\$202	\$202	\$202	\$213
	Add 7-1/2" Mid-Rail	36"	DM060	\$209	\$213	\$213	\$213	\$233
		42"	DM061	\$220	\$229	\$229	\$229	\$251
	Add 9-1/2" Mid-Rail	36"	DM063	\$220	\$229	\$229	\$229	\$255
		42"	DM064	\$236	\$244	\$244	\$244	\$275

HINGE								
ITEM	DESCRIPTION	LENGTH	P/N	FINISH CODE / DOOR PRICE				
				#10	#20	#81	#99	#89
DH110SS 	Add DH110SS Butt Hinge (Stainless Steel), Includes back-up plates and screws	N/A	DM082	\$77	\$77	Default Finish is #10 unless otherwise specified Note: Hardware Finish #10 = Clear #20 = Bronze		
DH111HD 	Substitute HD Continuous Gear Hinge for Butt Hinge	84"	DM090	\$182	\$238			
		96"	DM091	\$196	\$273			

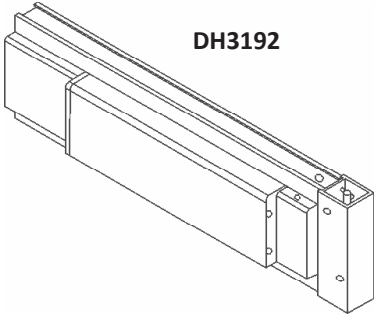
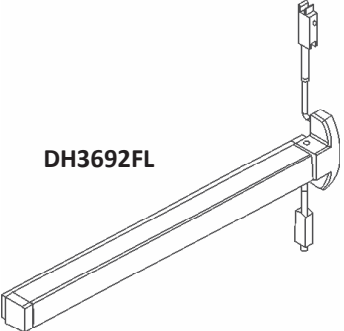
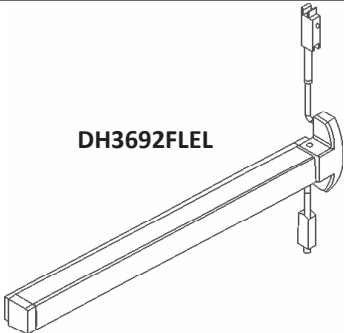

Impact Entrances

Adds, Substitutions, & Modifications

CYLINDERS								
ITEM	DESCRIPTION	LENGTH	P/N	FINISH CODE / DOOR PRICE				
				#10	#20	#81	#99	#89
 <p>DH078</p>	<p>Substitute DH078 Cylinder</p>	N/A	DM120	N/C	N/C			
 <p>DH080</p>	<p>Substitute DH080 Dummy Cylinder</p>	N/A	DM121	N/C	N/C			
 <p>DH082</p>	<p>Add DH082 Cylinder Guard</p>	N/A	DM122	\$14	\$14			
 <p>DH074</p>	<p>Add DH074 Lock Indicator</p>	N/A	DM123	\$14	\$14			

Default Finish is #10
unless otherwise
specified

Note: Hardware Finish
#10 = Clear
#20 = Bronze


PANICS / EXIT DEVICES								
ITEM	DESCRIPTION	LENGTH	P/N	FINISH CODE / DOOR PRICE				
				#10	#20	#81	#99	#89
 <p>DH3192</p>	<p>Add First Choice 3192 Mid Panel Panic (Priced Per Leaf)</p>	36"	DM138	\$868	\$882	\$882	\$896	\$910
		42"	DM139	\$896	\$910	\$910	\$924	\$938
 <p>DH3692FL</p>	<p>Add First Choice 3692FL Panic (Priced Per Leaf)</p>	36"	DM141	\$532	\$539	Default Finish is #10 unless otherwise specified Note: Hardware Finish #10 = Clear #20 = Bronze		
		42"	DM142	\$539	\$546			
 <p>DH3692FLEL</p>	<p>Add First Choice 3692FLEL Panic Motorized Electric (Priced Per Leaf)</p>	36"	DM147	\$1,820	\$1,820			
		42"	DM148	\$1,890	\$1,890			
 <p>DHC-EPT</p>	<p>Add Securitron Electrical Power Transfer (Priced Per Leaf)</p>	N/A	DM180	\$259				

Impact Entrances



Adds, Substitutions, & Modifications



Note: Part Finsh #11 = Clear & #21 Bronze

DOOR WIDTH ADD								
ITEM	DESCRIPTION	STILE	P/N	FINISH CODE / DOOR PRICE				
				#11	#21	#81	#99	#89
	ADD Pair Door Width >72" up to 84"	HR	DM207	\$238	\$252	\$252	\$266	\$280
		HS	DM208	\$252	\$266	\$266	\$280	\$294

Note: Part Finsh #11 = Clear & #21 Bronze

FRAME WIDTH ADD								
ITEM	DESCRIPTION	P/N	FINISH CODE / DOOR PRICE					
			#11	#21	#81	#99	#89	
	Non Transom Pair Door Frame Door Opening Width >72" Up To 84"	DM221	\$35	\$42	\$42	\$49	\$56	
	Transom Pair Door Frame Door Opening Width >72" Up To 84"	DM231	\$42	\$49	\$49	\$56	\$63	

Section E
IMPACT-RESISTANT STOREFRONTS
Table of Contents

FL500 Impact-Resistant Storefront System.....E1
FL550 Impact-Resistant Storefront System.....E2
FL550T Thermal Impact-Resistant Storefront
System.....E3

Page Left Intentionally Blank

Section E1 Table of Contents



2½" x 5"

	<i>Page</i>
High Velocity Hurricane Applications	1-2
Standard Framing Extrusions.....	3
Door Framing Extrusions	4
Accessories	5
Steel Reinforcing.....	6
Glazing Infill Charts and Setting Block/Setting Chair Charts	6

Page Left Intentionally Blank

High Velocity Hurricane Zone Applications

Series FL500 Wet Glazed Hurricane Impact-Resistant Storefront System

Qualified System Configuration Chart

Design Pressure P.S.F.	Intermediate Vertical Mullion	Wall Jamb Mullion	Maximum Mullion Span	Maximum Mullion Spacing CL to CL	Maximum Glass Size		Qualified Glass Types
					D.L.O. W x H	Sq. Ft.	
+60/-60	FL516/FL505 Heavy Duty Mullion	FL501	120"	48"	45½" x 96"	30.3	A-B
+65/-65	FL504/FL505	FL501	89"	48"	45½" x 84"	26.5	A-B
+70/-80	FL504/FL505 with SR504 Steel Reinforcement	FL501	120"	60"	57½" x 96"	38.3	A

Hurricane Impact-Resistant Products Disclaimer Note

Coral's hurricane impact-resistant products meet a variety of test standards for applications in coastal construction regions satisfying the demands for wind-borne debris hazards and high-velocity winds associated with hurricanes. All of Coral's hurricane impact-resistant products are independent laboratory tested based on a variety of test standards for air infiltration, water resistance, structural loads, missile impact and air-pressure cycling based ASTM and/or Florida Building Code. The informational chart above is intended to provide recommended limits in frame heights, glass sizes and design pressures based on product testing. When exceeding conditions listed above it is recommended to consult with licensed structural engineer or contact Coral Architectural Products.

Qualified Glass Types

Glass Type	Glass Composition			Interlayer Manufacturer	Glass Identification
	Exterior Lite	Interlayer	Interior Lite		
⅝" Monolithic Glass	¼" Heat Strengthened Glass	.075 Vanceva Interlayer	¼" Heat Strengthened Glass	Solutia	A
⅝" Monolithic Glass	¼" Heat Strengthened Glass	.090 Saflex PVB Interlayer	¼" Heat Strengthened Glass	Solutia	B

Comparative Analysis of Glass Based on ASTM E-1300

Dade County Building Compliance Office allows comparative analysis of tested glass types provided the following five conditions are met:

1. Does not exceed maximum cyclic pressure tested.
2. Does not exceed maximum span of mullion tested.
3. Does not exceed maximum mullion spacing of mullion tested.
4. Does not exceed maximum square footage of largest lite tested.
5. Does not exceed aspect ratio of 5:1 (in a rectangular configuration, the ratio of the long-side to the short-side is defined as the aspect ratio).

High Velocity Hurricane Zone Applications

Series FL500 Dry Glazed Hurricane Impact-Resistant Storefront System

Qualified System Configuration Chart

Design Pressure P.S.F.	Intermediate Vertical Mullion	Wall Jamb Mullion	Maximum Mullion Span	Maximum Mullion Spacing CL to CL	Maximum Glass Size		Qualified Glass Types
					D.L.O. W x H	Sq. Ft.	
+45/-45	FL516/FL505 Heavy Duty Mullion	FL501	120"	60"	57½" x 96"	38.3	D
+70/-70	FL504/FL505 with SR504 Steel Reinforcement	FL501	120"	60"	57½" x 96"	38.3	D

Hurricane Impact-Resistant Products Disclaimer Note

Coral’s hurricane impact-resistant products meet a variety of test standards for applications in coastal construction regions satisfying the demands for wind-borne debris hazards and high-velocity winds associated with hurricanes. All of Coral’s hurricane impact-resistant products are independent laboratory tested based on a variety of test standards for air infiltration, water resistance, structural loads, missile impact and air-pressure cycling based ASTM and/or Florida Building Code. The informational chart above is intended to provide recommended limits in frame heights, glass sizes and design pressures based on product testing. When exceeding conditions listed above it is recommended to consult with licensed structural engineer or contact Coral Architectural Products.









Qualified Glass Types

Glass Type	Glass Composition			Interlayer Manufacturer	Glass Identification
	Exterior Lite	Interlayer	Interior Lite		
⅝" Monolithic Glass	¼" Heat Strengthened Glass	.090 Sentry Glas Interlayer (Dry-Glazed Application)	¼" Heat Strengthened Glass	Kuraray	D

Comparative Analysis of Glass Based on ASTM E-1300

Florida Product Control Office allows comparative analysis of tested glass types provided the following five conditions are met:






1. Does not exceed maximum cyclic pressure tested.
2. Does not exceed maximum span of mullion tested.
3. Does not exceed maximum mullion spacing of mullion tested.
4. Does not exceed maximum square footage of largest lite tested.
5. Does not exceed aspect ratio of 5:1 (in a rectangular configuration, the ratio of the long-side to the short-side is defined as the aspect ratio).

STANDARD FRAMING EXTRUSIONS								
PART DESCRIPTION	PART NO.	PART LENGTH	PCS. PER BOX	FINISH CODE/STOCK LENGTH LIST PRICE				
				#10 CLEAR	#20 BRONZE	#81 WHITE	#2604 POWDER	#2605 POWDER
 Head/Wall Jamb (Deep Pocket)	FL501	24'	3	\$383	\$411	\$411	Please Inquire	Please Inquire
 Sill/Optional Head (Deep Pocket)	FL502	24'	4	\$322	\$348	\$348	Please Inquire	Please Inquire
 Glass Stop	FL503	24'	10	\$105	\$114	\$114	Please Inquire	Please Inquire
 Intermediate Horizontal	FL506	24'	4	\$357	\$373	\$373	Please Inquire	Please Inquire
 Standard Vertical Mullion & Door-frame Jamb	FL504	24'	4	\$301	\$315	\$315	Please Inquire	Please Inquire
 Heavy Wall Vertical Mullion	FL516	24'	4	\$388	\$409	\$409	Please Inquire	Please Inquire
 Pocket Filler (For use with FL504 & FL516)	FL505	24'	5	\$184	\$199	\$199	Please Inquire	Please Inquire
 Sub-Sill Flashing	FL519	24'-3"	10	\$174	\$187	\$187	Please Inquire	Please Inquire








Note: Add Finish Code to the Part Number when ordering (Ex: **FL501-11** for Clear Anodized Finish)







FL500·2½”x5”

Impact-Resistant Screw-Spline Storefront

DOOR FRAMING EXTRUSIONS								
PART DESCRIPTION	PART NO.	PART LENGTH	PCS. PER BOX	FINISH CODE/STOCK LENGTH LIST PRICE				
				#11 CLEAR	#21 BRONZE	#81 WHITE	#2604 POWDER	#2605 POWDER
 Door Header/Transom Bar	FL507	24'	2	\$448	\$467	\$467	Please Inquire	Please Inquire
 Door Header/Transom Bar (C.O.C.W./O.A., 2½ x 5)	FL562	24'	4	\$334	\$346	\$346	Please Inquire	Please Inquire
 Flat Filler	FL515	24'	10	\$117	\$126	\$126	Please Inquire	Please Inquire
 Transom Sash	FL517	24'	10	\$83	\$91	\$91	Please Inquire	Please Inquire
 Transom Glass Stop	FL518	24'	10	\$49	\$54	\$54	Please Inquire	Please Inquire


Note: Add Finish Code to the Part Number when ordering (Ex: **FL501-11** for Clear Anodized Finish)

ACCESSORIES			
PART DESCRIPTION	PART NO.	QUANTITY	PRICE PER BOX
 Spline Screw #14 x 1 HHSTS (Assembly Screw)	AS16	100 (AS16-1)	\$17
 #6 x 3/8" PPH Type AB (Attaches End Dams)	AS31	100 (AS21-1)	\$8
 Setting Chair (Two Per Lite Required at Sill Member)	CS500-1	50 (CS500-2)	\$126
 End Dam for Sill Flashing	ED519-1	20 (ED519-2)	\$47
 Exterior EPDM Gasket	NG1	300 FT. (Per Roll)	\$191
 1/4" Interior Spacer Gasket	NG14	500 FT. (Per Roll)	\$321
 Dry Glazed Gasket	NG15	500 FT. (Per Roll)	\$465

ACCESSORIES			
PART DESCRIPTION	PART NO.	QUANTITY	PRICE PER BOX
 4" Long EPDM Setting Block for 1/8" Glass (Two Per Lite at Transom Sash)	SB11	50 (SB11-1)	\$49
 4" Long EPDM Setting Block for 1/8" Glass (Two Per Lite)	SB13	100 (SB13-1)	\$180
 4" Long EPDM Setting Block for 1/8" Glass (Two Per Lite at inverted horizontal)	SB20	100 (SB20-1)	\$56
 Water Diverter (Horizontal -Two Per Lite)	WD200-1	50 (WD200-2)	\$87
 Joint Sealant Tape (1/8" x 1/2" for Sealing Horizontal to Vertical Member Connections)	SM5601	30 FT. (Per Roll)	\$52
 Caulking Stop (Used at FL501 Head and Jambs)	FL515P-1	10	\$434

FL500·2½" x 5

Thermal Screw-Spline Storefront

STEEL REINFORCING			
PART DESCRIPTION	PART NO.	QUANTITY	PRICE
 <p>1½" x 4½" x ¼" with Zinc Chromate Primer Steel Reinforcing</p>	SR504	10'-0"	\$409

GLAZING INFILL CHART					
SYSTEM	REGLET WIDTH	GLAZING TECHNIQUE	INFILL THICKNESS	GASKET COMBINATIONS	
FL500	9/16"	Wet Glazed	9/16"	NG14 (DOW995)	NG1
		Dry Glazed	9/16"	NG15 (DOW995)	NG1

SETTING BLOCK AND SETTING CHAIR CHART					
GLASS SIZE	PART DESCRIPTION	PART NO.	GLAZING APPLICATION	SETTING BLOCK PART NO.	SETTING CHAIR PART NO.
9/16"	Sill Member	FL502	Exterior Glazed	SB13	CS500-1
9/16"	Intermediate Horizontal	FL506	Exterior Glazed	SB13	Not Required
		FL506	Interior Glazed	SB20	Not Required

Section E2 Table of Contents



HURRICANE IMPACT-RESISTANT STOREFRONT

2½" x 5"

	<i>Page</i>
High Velocity Hurricane Applications	1-2
Standard Framing Extrusions.....	3
Door Framing Extrusions	4
Accessories	5
Glazing Infill Charts and Setting Block/Setting Chair Charts	6

Page Left Intentionally Blank

High Velocity Hurricane Zone Applications

Series FL550 Wet Glazed Hurricane Impact-Resistant Storefront System

Qualified System Configuration Chart

Design Pressure P.S.F.	Intermediate Vertical Mullion	Wall Jamb Mullion	Maximum Mullion Span	Maximum Mullion Spacing CL to CL	Maximum Glass Size		Qualified Glass Types
					D.L.O. W x H	Sq. Ft.	
+60/-60	FL566/FL555 Heavy Duty Mullion	FL551	120"	48"	45½" x 96"	30.3	IA-IB
+65/-65	FL554/FL555	FL551	89"	48"	45½" x 84"	26.5	IA-IB
+70/-80	FL554/FL555 with SR504 Steel Reinforcement	FL551	120"	60"	57½" x 96"	38.3	1A

Hurricane Impact-Resistant Products Disclaimer Note

Coral's hurricane impact-resistant products meet a variety of test standards for applications in coastal construction regions satisfying the demands for wind-borne debris hazards and high-velocity winds associated with hurricanes. All of Coral's hurricane impact-resistant products are independent laboratory tested based on a variety of test standards for air infiltration, water resistance, structural loads, missile impact and air-pressure cycling based ASTM and/or Florida Building Code. The informational chart above is intended to provide recommended limits in frame heights, glass sizes and design pressures based on product testing. When exceeding conditions listed above it is recommended to consult with licensed structural engineer or contact Coral Architectural Products.

Qualified Glass Types

Glass Type	Glass Composition			Interlayer Manufacturer	Glass Identification
	Exterior Lite	Air Space/ Spacer Type	Interior Lite		
1½" Insulated Glass	¼" Heat Strengthened Glass	½" Air Space with Aluminum Box Spacer	¼" Heat Strengthened Glass .075 Vanceva Interlayer ¼" Heat Strengthened Glass	Solutia	IA
1½" Insulated Glass	¼" Heat Strengthened Glass	½" Air Space with Aluminum Box Spacer	¼" Heat Strengthened Glass .090 Saflex Interlayer ¼" Heat Strengthened Glass	Solutia	IB

Comparative Analysis of Glass Based on ASTM E-1300

Dade County Building Compliance Office allows comparative analysis of tested glass types provided the following five conditions are met:

1. Does not exceed maximum cyclic pressure tested.
2. Does not exceed maximum span of mullion tested.
3. Does not exceed maximum mullion spacing of mullion tested.
4. Does not exceed maximum square footage of largest lite tested.
5. Does not exceed aspect ratio of 5:1 (in a rectangular configuration, the ratio of the long-side to the short-side is defined as the aspect ratio).

High Velocity Hurricane Zone Applications

Series FL550 Dry Glazed Hurricane Impact-Resistant Storefront System

Qualified System Configuration Chart

Design Pressure P.S.F.	Intermediate Vertical Mullion	Wall Jamb Mullion	Maximum Mullion Span	Maximum Mullion Spacing CL to CL	Maximum Glass Size		Qualified Glass Types
					D.L.O. W x H	Sq. Ft.	
+45/-45	FL566/FL555 Heavy Duty Mullion	FL551	120"	60"	57½" x 96"	38.3	ID
+70/-70	FL554/FL555 with SR504 Steel Reinforcement	FL551	120"	60"	57½" x 96"	38.3	ID

Hurricane Impact-Resistant Products Disclaimer Note

Coral's hurricane impact-resistant products meet a variety of test standards for applications in coastal construction regions satisfying the demands for wind-borne debris hazards and high-velocity winds associated with hurricanes. All of Coral's hurricane impact-resistant products are independent laboratory tested based on a variety of test standards for air infiltration, water resistance, structural loads, missile impact and air-pressure cycling based ASTM and/or Florida Building Code. The informational chart above is intended to provide recommended limits in frame heights, glass sizes and design pressures based on product testing. When exceeding conditions listed above it is recommended to consult with licensed structural engineer or contact Coral Architectural Products.










Qualified Glass Types

Glass Type	Glass Composition			Interlayer Manufacturer	Glass Identification
	Exterior Lite	Air Space/ Spacer Type	Interior Lite		
1⅝" Laminated Glass	¼" Heat Strengthened Glass or Tempered	½" Air Space with Aluminum Box Spacer	¼" Heat Strengthened Glass .090 Sentry Glass Interlayer ¼" Heat Strengthened Glass	DuPont™	ID

Comparative Analysis of Glass Based on ASTM E-1300

Florida Product Control Office allows comparative analysis of tested glass types provided the following five conditions are met:







1. Does not exceed maximum cyclic pressure tested.
2. Does not exceed maximum span of mullion tested.
3. Does not exceed maximum mullion spacing of mullion tested.
4. Does not exceed maximum square footage of largest lite tested.
5. Does not exceed aspect ratio of 5:1 (in a rectangular configuration, the ratio of the long-side to the short-side is defined as the aspect ratio).

STANDARD FRAMING EXTRUSIONS								
PART DESCRIPTION	PART NO.	PART LENGTH	PCS. PER BOX	FINISH CODE/STOCK LENGTH LIST PRICE				
				#11 CLEAR	#21 BRONZE	#81 WHITE	#2604 POWDER	#2605 POWDER
 Head/Wall Jamb (Deep Pocket)	FL551	24'	4	\$383	\$411	\$411	Please Inquire	Please Inquire
 Sill/Optional Head (Deep Pocket)	FL552	24'	4	\$328	\$353	\$353	Please Inquire	Please Inquire
 Glass Stop	FL553	24'	10	\$98	\$107	\$107	Please Inquire	Please Inquire
 Intermediate Horizontal	FL556	24'	4	\$349	\$366	\$366	Please Inquire	Please Inquire
 Standard Vertical Mullion & Door-frame Jamb	FL554	24'	4	\$301	\$315	\$315	Please Inquire	Please Inquire
 Heavy Wall Vertical Mullion	FL566	24'	4	\$388	\$409	\$409	Please Inquire	Please Inquire
 Pocket Filler (For use with FL554 & FL566)	FL555	24'	5	\$182	\$198	\$198	Please Inquire	Please Inquire
 Sub-Sill	FL519	24'	10	\$174	\$187	\$187	Please Inquire	Please Inquire
 High Performance Sub-Sill	FL539	24'	10	\$276	\$290	\$290	Please Inquire	Please Inquire















Note: Add Finish Code to the Part Number when ordering (Ex: FL551-11 for Clear Anodized Finish)

FL550·2½" x 5"

Impact-Resistant Screw-Spline Storefront


DOOR FRAMING EXTRUSIONS								
PART DESCRIPTION	PART NO.	PART LENGTH	PCS. PER BOX	FINISH CODE/STOCK LENGTH LIST PRICE				
				#11 CLEAR	#21 BRONZE	#81 WHITE	#2604 POWDER	#2605 POWDER
 Door Header/Transom Bar	FL507	24'	2	\$448	\$467	\$467	Please Inquire	Please Inquire
 Door Header/Transom Bar (C.O.C.W./O.A., 2½ x 5)	FL562	24'	4	\$334	\$346	\$346	Please Inquire	Please Inquire
 Flat Filler	FL515	24'	10	\$117	\$126	\$126	Please Inquire	Please Inquire
 Transom Sash ($\frac{1}{16}$ " Infill)	FL517	24'	10	\$83	\$91	\$91	Please Inquire	Please Inquire
 Transom Glass Stop	FL518	24'	10	\$49	\$54	\$54	Please Inquire	Please Inquire
 Transom Sash (1- $\frac{3}{16}$ " Infill)	FL567	24'	10	\$91	\$100	\$100	Please Inquire	Please Inquire

Note: Add Finish Code to the Part Number when ordering (Ex: FL501-11 for Clear Anodized Finish)

ACCESSORIES				ACCESSORIES			
PART DESCRIPTION	PART NO.	PART LENGTH	PRICE PER BOX	PART DESCRIPTION	PART NO.	PART LENGTH	PRICE PER BOX
 Spline Screw #14 x 1 HHSTS (Assembly Screw)	AS16	100 (AS16-1)	\$17	 4" Long EPDM Setting Block for 1¹/₁₆" Glass (Two Per Lite at transom sash)	SB7	100 (SB7-1)	\$121
 #6 x 3/8" PPH Type AB (Attaches End Dams)	AS31	100 (AS21-1)	\$8	 4" Long EPDM Setting Block for 1¹/₁₆" Glass (Two Per Lite at horizontal and sill)	SB15	100 (SB15-1)	\$208
 Setting Chair (Two Per Lite Required at Sill Member)	CS500-1	50 (CS500-2)	\$126	 4" Long EPDM Setting Block for 1¹/₁₆" Glass (Two Per Lite at inverted horizontal)	SB16	100 (SB16-1)	\$180
 End Dam for Sill Flashing	ED519-1	20 (ED519-2)	\$47	 Water Diverter (Horizontal - Two Per Lite)	WD300-1	50 (WD300-2)	\$87
 Exterior EPDM Gasket	NG1	300 FT. (Per Roll)	\$191	 Joint Sealant Tape (3/8" x 1/2" for Sealing Horizontal to Vertical Member Connections)	SM5601	30 FT. (Per Roll)	\$52
 EPDM Gasket for DS550 Door stop at Doorjamb	NG5	500 FT. (Per Roll)	\$385	 Caulking Stop (Used at FL551 Head and Jambs)	FL515P-1	10	\$434
 1/4" Interior Spacer Gasket	NG14	500 FT. (Per Roll)	\$321				
 Dry Glazed Gasket	NG15	500 FT. (Per Roll)	\$465				

FL550·2½" x 5"

Impact-Resistant Screw-Spline Storefront

STEEL REINFORCING			
PART DESCRIPTION	PART NO.	QUANTITY LENGTH	PRICE
 1½" x 4⅝" x ¼" with Zinc Chromate Primer Steel Reinforcing	SR504	x1	\$409
		10'-0"	

GLAZING INFILL CHART					
SYSTEM	REGLET WIDTH	GLAZING TECHNIQUE	INFILL THICKNESS	GASKET COMBINATIONS	
FL550	1½"	Wet Glazed	1⅝"	NG14 (DOW995)	NG1
		Dry Glazed	1⅝"	NG15	NG1

SETTING BLOCK AND SETTING CHAIR CHART					
GLASS SIZE	PART DESCRIPTION	PART NO.	GLAZING APPLICATION	SETTING BLOCK PART NO.	SETTING CHAIR PART NO.
1⅝"	Sill Member	FL552	Exterior Glazed	SB15	CS500-1
1⅝"	Intermediate Horizontal	FL556	Exterior Glazed	SB15	Not Required
		FL556	Interior Glazed	SB16	Not Required

Section E3 Table of Contents



2½" x 5"

	<i>Page</i>
High Velocity Hurricane Applications	1
Standard Framing Extrusions.....	2
Accessories	3
Glazing Infill Charts and Setting Block/Setting Chair Charts	4

Page Left Intentionally Blank

High Velocity Hurricane Zone Applications

Series FL550T Thermal Dry Glazed Hurricane Impact-Resistant Storefront System

Qualified System Configuration Chart

Design Pressure P.S.F.	Intermediate Vertical Mullion	Wall Jamb Mullion	Maximum Mullion Span	Maximum Mullion Spacing CL to CL	Maximum Glass Size		Qualified Glass Types
					D.L.O. W x H	Sq. Ft.	
+55/-55 Large Missile	FL574T/FL575T Heavy Duty Mullion	FL571T	120"	48"	45½" x 84"	27.19	IB, ID
+55/-55 Large Missile	FL574T/FL575T Heavy Duty Mullion	FL571T	120"	48"	45½" x 96"	30.3	ID
+60/-60 Small Missile	FL574T/FL575T Heavy Duty Mullion	FL571T	108"	48"	45½" x 103"	32.5	ID

Hurricane Impact-Resistant Products Disclaimer Note

Coral's hurricane impact-resistant products meet a variety of test standards for applications in coastal construction regions satisfying the demands for wind-borne debris hazards and high-velocity winds associated with hurricanes. All of Coral's hurricane impact-resistant products are independent laboratory tested based on a variety of test standards for air infiltration, water resistance, structural loads, missile impact and air-pressure cycling based ASTM and/or Florida Building Code. The informational chart above is intended to provide recommended limits in frame heights, glass sizes and design pressures based on product testing. When exceeding conditions listed above it is recommended to consult with licensed structural engineer or contact Coral Architectural Products.

Qualified Glass Types

Glass Type	Glass Composition			Interlayer Manufacturer	Glass Identification
	Exterior Lite	Air Space/ Spacer Type	Interior Lite (Laminated Glass)		
1⅝" Insulated Glass	¼" Heat Strengthened or Tempered Glass	½" Air Space with Aluminum Box Spacer	¼" Heat Strengthened Glass .090 DVB ¼" HeatStrengthened Glass (Wet Glazed)	Kuraray	IB
1⅝" Insulated Glass	¼" Heat Strengthened or Tempered Glass	½" Air Space with Aluminum Box Spacer	¼" Heat Strengthened Glass .090 Sentry Glass Interlayer ¼" HeatStrengthened Glass (Dry Glazed)	Kuraray	ID
1⅝" Insulated Glass	¼" Heat Strengthened or Tempered Glass	½" Air Space with Aluminum Box Spacer	¼" Heat Strengthened Glass .035 Sentry Glass Interlayer ¼" HeatStrengthened Glass (Small Missile Application Only)	Kuraray	IC

Comparative Analysis of Glass Based on ASTM E-1300

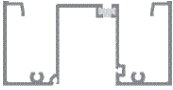
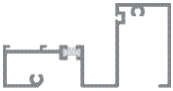



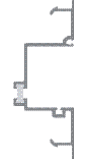



Florida Product Control Office allows comparative analysis of tested glass types provided the following five conditions are met:

1. Does not exceed maximum cyclic pressure tested.
2. Does not exceed maximum span of mullion tested.
3. Does not exceed maximum mullion spacing of mullion tested.
4. Does not exceed maximum square footage of largest lite tested.
5. Does not exceed aspect ratio of 5:1 (in a rectangular configuration, the ratio of the long-side to the short-side is defined as the aspect ratio).















FL550T·2½" x 5"

Thermal Impact-Resistant Storefront



STANDARD FRAMING EXTRUSIONS								
PART DESCRIPTION	PART NO.	PART LENGTH	PCS. PER BOX	FINISH CODE/STOCK LENGTH LIST PRICE				
				#11 CLEAR	#21 BRONZE	#83 WHITE	#2604 POWDER	#2605 POWDER
 Head/Wall Jamb (Deep Pocket)	FL571T	24'-3"	4	\$440	\$471	\$471	Please Inquire	Please Inquire
 Sill/Optional Head (Deep Pocket)	FL572T	24'-3"	4	\$395	\$422	\$422	Please Inquire	Please Inquire
 Glass Stop	FL553	24'-3"	10	\$98	\$107	\$107	Please Inquire	Please Inquire
 Intermediate Horizontal	FL576T	24'-3"	4	\$423	\$440	\$440	Please Inquire	Please Inquire
 Heavy Wall Vertical Mullion & Door-frame Jamb	FL574T	24'-3"	4	\$443	\$467	\$467	Please Inquire	Please Inquire
 Pocket Filler (For use with FL574T)	FL575T	24'-3"	5	\$231	\$248	\$248	Please Inquire	Please Inquire
 High Performance Subsill	FL539T	24'-3"	10	\$299	\$313	\$313	Please Inquire	Please Inquire
 Transom Sash	FL567	24'-3"	10	\$91	\$100	\$100	Please Inquire	Please Inquire
 Transom Glass Stop	FL518	24'-3"	10	\$49	\$54	\$54	Please Inquire	Please Inquire

Note: Add Finish Code to the Part Number when ordering (Ex: **FL571T-11** for Clear Anodized Finish)

ACCESSORIES				ACCESSORIES			
PART DESCRIPTION	PART NO.	PART LENGTH	PRICE PER BOX	PART DESCRIPTION	PART NO.	PART LENGTH	PRICE PER BOX
 Spline Screw #14 x 1 HHSTS (Assembly Screw)	AS16	100 (AS16-1)	\$17	 4" Long EPDM Setting Block for 1½" Glass (Two Per Lite at inverted horizontal)	SB15	100 (SB15-1)	\$208
 #6 x ¾" PPH Type AB (Attaches End Dams)	AS31	100 (AS21-1)	\$8	 SB17-1 Setting Block for Intermediate Horizontal FL550T Dry Glazed Inside Glaze	SB17	100 (SB17-1)	\$167
 Setting Chair (Two Per Lite Required at Sill Member)	CS500-1	50 (CS500-2)	\$126	 SB25-1 Setting Block Chair for Sill (FL571T) FL550T Dry Glazed Inside Glaze	SB25	25 (SB25-1)	\$86
 End Dam for Sill Flashing	ED519-1	20 (ED519-2)	\$47	 Water Diverter (Horizontal -Two Per Lite)	WD300-1	50 (WD300-2)	\$87
 Exterior EPDM Gasket	NG1	300 FT. (Per Roll)	\$191	 Joint Sealant Tape (¾" x ½" for Sealing Horizontal to Vertical Member Connections)	SM5601	30 FT. (Per Roll)	\$52
 EPDM Gasket for DS550 Door stop at Doorjamb	NG5	500 FT. (Per Roll)	\$385	 Caulking Stop (Used at FL571T Head and Jambs)	FL575P-1	10	\$405
 ¼" Interior Spacer Gasket	NG14	500 FT. (Per Roll)	\$321				
 Dry Glazed Gasket	NG15	500 FT. (Per Roll)	\$465				

FL550T·2½" x 5"

Thermal Impact-Resistant Storefront



GLAZING INFILL CHART					
SYSTEM	REGLET WIDTH	GLAZING TECHNIQUE	INFILL THICKNESS	GASKET COMBINATIONS	
FL550	1⅝"	Wet Glazed	1⅝"	NG14 (DOW995)	NG1
		Dry Glazed	1⅝"	NG15	NG1

SETTING BLOCK AND SETTING CHAIR CHART					
GLASS SIZE	PART DESCRIPTION	PART NO.	GLAZING APPLICATION	SETTING BLOCK PART NO.	SETTING CHAIR PART NO.
1⅝"	Sill Member	FL552	Exterior Glazed	SB15	CS500-1
1⅝"	Intermediate Horizontal	FL556	Exterior Glazed	SB15	Not Required
		FL556	Interior Glazed	SB16	Not Required

Section F
IMPACT-RESISTANT CURTAIN WALLS
Table of Contents

PW256 Impact-Resistant Curtain Wall..... F1
PW257 Impact-Resistant Curtain Wall..... F2

Page Left Intentionally Blank

Section F1
 Table of Contents



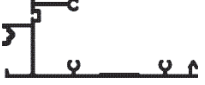








2½" x 6⁹/₁₆"

for 9/16" Laminated Glass

	<i>Page</i>
Standard Framing Extrusions.....	1
Corner Framing Extrusions	2
Optional Framing Extrusions	3
Door Framing Extrusions	3
Accessories.....	4
Steel Reinforcing.....	5
Glazing Infill Charts and Setting Block/Setting Chair Charts	5

Page Left Intentionally Blank








STANDARD FRAMING EXTRUSIONS								
PART DESCRIPTION	PART NO.	PART LENGTH	PCS. PER BOX	FINISH CODE/STOCK LENGTH LIST PRICE				
				#11 CLEAR	#21 BRONZE	#81 WHITE	#2604 POWDER	#2605 POWDER
 9/16" Glazing Vertical Jamb Mullion	PW550	24'	3	\$355	\$378	\$378	Please Inquire	Please Inquire
 Butt Glaze Vertical Mullion	PW151	24'	3	\$307	\$328	\$328	Please Inquire	Please Inquire
 9/16" Glazing Head / Sill	PW552	24'	3	Mill-00	N/A	N/A	N/A	N/A
				\$259				
 9/16" Glazing Intermediate Horizontal	PW555	24'	3	\$345	\$369	\$369	Please Inquire	Please Inquire
 Vertical Mullion Filler	PW202	24'	12	\$128	\$138	\$138	Please Inquire	Please Inquire
 Head / Horizontal / Sill Trim	PW203	24'	4	\$187	\$202	\$202	Please Inquire	Please Inquire
 Pre-punched Pressure Bar w / spacer gasket	PW204-1	24'	12	Mill-00	N/A	N/A	N/A	N/A
				\$108				
 Vertical/Horizontal Face Cover	PW205	24'	12	\$59	\$66	\$66	Please Inquire	Please Inquire
 ¼" Transition Glazing Adapter for Butt - Glazed Mullion	PW513	24'	12	\$48	\$55	\$55	Please Inquire	Please Inquire

Note: Add Finish Code to the Part Number when ordering (Ex: PW550-11 for Clear Anodized Finish)






PW256·2½" x 6⁹/₁₆"


Screw-Spline Curtain Wall



CORNER FRAMING EXTRUSIONS									
PART DESCRIPTION	PART NO.	PART LENGTH	PCS. PER BOX	FINISH CODE/STOCK LENGTH LIST PRICE					
				#11 CLEAR	#21 BRONZE	#81 WHITE	#2604 POWDER	#2605 POWDER	
 9/16" Glazing Tee 90° O.S. Corner	PW556	24'	4	Mill-00	N/A	N/A	N/A	N/A	
				\$140					
 90° O.S. Corner Prepunched Pressure Bar W/Spacer Gasket	PW154	24'	4	Mill-00	N/A	N/A	N/A	N/A	
				\$217					
 1" Glazing face cover 90° O.S. Corner (2 REQ'D)	PW158	24'	12	\$84	\$93	\$93	Please Inquire	Please Inquire	
 Female Half 90° O.S. Corner	PW208	24'	4	\$218	\$251	\$251	Please Inquire	Please Inquire	
 Male Half 90° O.S. Corner	PW209	24'	4	\$248	\$265	\$265	Please Inquire	Please Inquire	
 Interior 90° Corner Trim	PW210	24'	4	\$124	\$133	\$133	Please Inquire	Please Inquire	
 90° Corner Splice	PW211	24'	4	Mill-00	N/A	N/A	Please Inquire	Please Inquire	
				\$166					

Note: Add Finish Code to the Part Number when ordering (Ex: **PW550-11** for Clear Anodized Finish)

DOOR FRAMING EXTRUSIONS									
PART DESCRIPTION	PART NO.	PART LENGTH	PCS. PER BOX	FINISH CODE/STOCK LENGTH LIST PRICE					
				#11 CLEAR	#21 BRONZE	#81 WHITE	#2604 POWDER	#2605 POWDER	
 Header / Transom Bar for Surface Mount Closer	FL207	24'	4	\$318	\$334	\$334	Please Inquire	Please Inquire	
 Frame Jamb	PW214	24'	4	\$192	\$209	\$209	Please Inquire	Please Inquire	
 COC Transom Bar / Header	FL212	24'	4	\$248	\$258	\$258	Please Inquire	Please Inquire	
 Snap-in Door Stop (Use with FL207)	DS200	24'	3	\$44	\$48	\$48	Please Inquire	Please Inquire	
 Screw Applied Door Stop (Use with FL212)	DS202	24'	4	\$110	\$118	\$118	Please Inquire	Please Inquire	




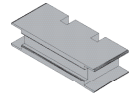

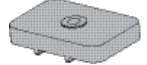

OPTIONAL FRAMING EXTRUSIONS									
PART DESCRIPTION	PART NO.	PART LENGTH	PCS. PER BOX	FINISH CODE/STOCK LENGTH LIST PRICE					
				#11 CLEAR	#21 BRONZE	#81 WHITE	#2604 POWDER	#2605 POWDER	
 Splice Sleeve / or Mullion Reinforcement	PW207	24'	3	Mill-00	N/A	N/A	N/A	N/A	
				\$265					




Note: Add Finish Code to the Part Number when ordering (Ex: PW550-11 for Clear Anodized Finish)

PW256·2½" x 6⅞"

Screw-Spline Curtain Wall

ACCESSORIES			
PART DESCRIPTION	PART NO.	QTY	PRICE PER BOX
 Spline Screw #14 x 1 HHSTS	AS16	100 (AS16-1)	\$17
 Pressure Bar Screws	AS19	200 (AS16-1)	\$30
 #8 x 1/2" PPH B P+C	AS2	100 (AS2-1)	\$19
 #12 x ¾" HWH #3 Zinc Plated Self Drilling	AS25	100 (AS25-1)	\$12
 #14 x 1" FHP Self Drilling	AS35	100 (AS35-1)	\$20
 3 x 1/4 x 20 Hex Head Bolt SS	AS53	25 (AS53-1)	\$30
 1/4 Flat Washer SS	AS54	50 (AS54-1)	\$12
 1/4 x 20 Lock Nut SS	AS55	25 (AS55-1)	\$13
 Interior / Exterior Glazing Gasket at Glass	NG10	250 FT. (Per Roll)	\$180
 Exterior Perimeter Gasket	NG11	500 FT. (Per Roll)	\$366
 Butt Glaze Spacer Gasket	NG14	500 FT. (Per Roll)	\$286

ACCESSORIES			
PART DESCRIPTION	PART NO.	QTY	PRICE PER BOX
 Dry Glaze Gasket	NG16	500 FT.	\$780
 4" Long EPDM Setting Block for 1" Glass	SB14	100 (SB14-1)	\$111
 End Dam	SP202	50 (SP202-1)	\$80
 Butt Glaze Mullion Bridge for 1" Glazing	SP206	50 (SP206-1)	\$87
 Top and Bottom Mullion Cover	SP210	50	\$87
 Temporary Glazing Retainer	SP253	50 (SP253-1)	\$73
 Joint Sealant Tape (½" x ½" for Sealing Horizontal to Vertical Member Connections)	SM5601	30 FT. (Per Roll)	\$52

STEEL REINFORCING			
PART DESCRIPTION	PART NO.	QTY	PRICE
 1 7/8" x 4 1/2" x 1/4" with Zinc Chromate Primer Steel Reinforcing	SR150	1	\$461
		12'-0"	
 1 7/8" x 4 1/2" x 10 Ga. Steel Reinforcing	SR151	1	\$444
		14'-0"	
 1 7/16" x 4 5/8" x 1/4" with Zinc Chromate Primer Steel Reinforcing	SR504	1	\$409
		10'-0"	

Page Left Intentionally Blank

Section F2
 Table of Contents



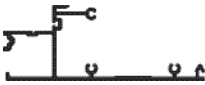
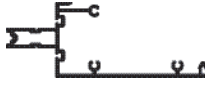







2½" x 7⁵/₁₆"

for 1⁵/₁₆" Laminated / Insulated Glass

	<i>Page</i>
Standard Framing Extrusions.....	1
Corner Framing Extrusions	2
Optional Framing Extrusions	3
Door Framing Extrusions	3
Accessories.....	4
Steel Reinforcing.....	5
Glazing Infill Charts and Setting Block/Setting Chair Charts	5

Page Left Intentionally Blank








STANDARD FRAMING EXTRUSIONS								
PART DESCRIPTION	PART NO.	PART LENGTH	PCS. PER BOX	FINISH CODE/STOCK LENGTH LIST PRICE				
				#11 CLEAR	#21 BRONZE	#81 WHITE	#2604 POWDER	#2605 POWDER
 1-5/16" Glazing Vertical Jamb Mullion	PW650	24'	3	\$401	\$427	\$427	Please Inquire	Please Inquire
 Butt Glaze Vertical Mullion	PW151	24'	3	\$307	\$328	\$328	Please Inquire	Please Inquire
 1-5/16" Glazing Head Sill	PW652	24'	3	Mill-00	N/A	N/A	N/A	N/A
				\$304				
 1-5/16" Glazing Intermediate Horizontal	PW655	24'	3	\$392	\$416	\$416	Please Inquire	Please Inquire
 Vertical Mullion Filler	PW202	24'	12	\$128	\$138	\$138	Please Inquire	Please Inquire
 Head / Horizontal / Sill Trim	PW203	24'	4	\$187	\$202	\$202	Please Inquire	Please Inquire
 Pre-punched Pressure Bar w / spacer gasket	PW204-1	24'	12	Mill-00	N/A	N/A	N/A	N/A
				\$108				
 Vertical/Horizontal Face Cover	PW205	24'	12	\$59	\$67	\$67	Please Inquire	Please Inquire
 ¼" Transition Glazing Adapter for Butt - Glazed Mullion	PW613	24'	12	\$68	\$72	\$72	Please Inquire	Please Inquire

Note: Add Finish Code to the Part Number when ordering (Ex: **PW650-11** for Clear Anodized Finish)






PW257·2½" x 7⁵/₁₆"


Screw-Spline Curtain Wall



CORNER FRAMING EXTRUSIONS									
PART DESCRIPTION	PART NO.	PART LENGTH	PCS. PER BOX	FINISH CODE/STOCK LENGTH LIST PRICE					
				#11 CLEAR	#21 BRONZE	#81 WHITE	#2604 POWDER	#2605 POWDER	
 1-5/16" Glazing Tee 90° O.S. Corner	PW656	24'	4	Mill-00	N/A	N/A	N/A	N/A	
				\$173					
 90° O.S. Corner Prepunched Pressure Bar W/Spacer Gasket	PW654	24'	4	Mill-00	N/A	N/A	N/A	N/A	
				\$175					
 1-5/16" Glazing face cover 90° O.S. Corner (2 REQ'D)	PW658	24'	12	\$90	\$98	\$98	Please Inquire	Please Inquire	
 Female Half 90° O.S. Corner	PW208	24'	4	\$234	\$251	\$251	Please Inquire	Please Inquire	
 Male Half 90° O.S. Corner	PW209	24'	4	\$248	\$265	\$265	Please Inquire	Please Inquire	
 Interior 90° Corner Trim	PW210	24'	4	\$124	\$133	\$133	Please Inquire	Please Inquire	
 90° Corner Splice	PW211	24'	4	Mill-00	N/A	N/A	N/A	N/A	
				\$166					

Note: Add Finish Code to the Part Number when ordering (Ex: **PW650-11** for Clear Anodized Finish)

DOOR FRAMING EXTRUSIONS								
PART DESCRIPTION	PART NO.	PART LENGTH	PCS. PER BOX	FINISH CODE/STOCK LENGTH LIST PRICE				
				#11 CLEAR	#21 BRONZE	#81 WHITE	#2604 POWDER	#2605 POWDER
 Header / Transom Bar for Surface Mount Closer	FL207	24'	4	\$318	\$334	\$334	Please Inquire	Please Inquire
 Frame Jamb	PW214	24'	4	\$192	\$209	\$209	Please Inquire	Please Inquire
 COC Transom Bar / Header	FL212	24'	4	\$248	\$258	\$258	Please Inquire	Please Inquire
 Snap-in Door Stop (Use with FL207)	DS200	24'	3	\$44	\$48	\$48	Please Inquire	Please Inquire
 Screw Applied Door Stop (Use with FL212)	DS202	24'	4	\$110	\$118	\$118	Please Inquire	Please Inquire




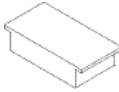

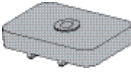


OPTIONAL FRAMING EXTRUSIONS								
PART DESCRIPTION	PART NO.	PART LENGTH	PCS. PER BOX	FINISH CODE/STOCK LENGTH LIST PRICE				
				#11 CLEAR	#21 BRONZE	#81 WHITE	#2604 POWDER	#2605 POWDER
 Splice Sleeve / or Mullion Reinforcement	PW207	24'	3	Mill-00	N/A	N/A	N/A	N/A
				\$265				




Note: Add Finish Code to the Part Number when ordering (Ex: **PW650-10** for Clear Anodized Finish)

PW257·2½" x 7⁵/₁₆"

Screw-Spline Curtain Wall

ACCESSORIES			
PART DESCRIPTION	PART NO.	QTY	PRICE PER BOX
 Spline Screw #14 x 1 HHSTS	AS16	100 (AS16-1)	\$17
 #8 x 1/2" PPH	AS2	100 (AS2-1)	\$17
 #12 x ¾" HWH #3 Zinc Plated Self Drilling	AS25	100 (AS25-1)	\$12
 12 x 1¼" HWH #3 Zinc Plated Self Drilling (Pressure Bar Screws)	AS32	200 (AS32-1)	\$26
 #14 x 1" FHP Self Drilling	AS35	100 (AS35-1)	\$20
 3 x 1/4 x 20 Hex Head Bolt SS	AS53	25 (AS53-1)	\$30
 1/4 Flat Washer SS	AS54	50 (AS54-1)	\$12
 1/4 x 20 Lock Nut SS	AS55	25 (AS55-1)	\$13
 Interior / Exterior Glazing Gasket at Glass	NG10	250 FT. (Per Roll)	\$180
 Exterior Perimeter Gasket	NG11	500 FT. (Per Roll)	\$366
 Butt Glaze Spacer Gasket	NG14	500 FT. (Per Roll)	\$286

ACCESSORIES			
PART DESCRIPTION	PART NO.	QTY	PRICE PER BOX
 Dry Glaze Gasket	NG16	500 FT.	\$780
 4" Long EPDM Setting Block for 1" Glass	SB18	100 (SB18-1)	\$94
 End Dam	SP204	50 (SP204-1)	\$28
 Butt Glaze Mullion Bridge for 1" Glazing	SP208	50 (SP208-1)	\$69
 Top and Bottom Mullion Cover	SP211	50 (SP211-1)	\$87
 Temporary Glazing Retainer	SP253	50 (SP253-1)	\$73
 Joint Sealant Tape (¾" x ½" for Sealing Horizontal to Vertical Member Connections)	SM5601	30 FT. (Per Roll)	\$52
 1.475 x 1.475 x .180 Zinc Plated Steel Square Nut	AS13	50	\$62

STEEL REINFORCING			
PART DESCRIPTION	PART NO.	QTY	PRICE
 1⁷/₈" x 4¹/₂" x ¼" with Zinc Chromate Primer Steel Reinforcing	SR150	1	\$461
		12'-0"	
 1⁷/₈" x 4¹/₂" x 10 Ga. Steel Reinforcing	SR151	1	\$415
		14'-0"	
 1⁷/₁₆" x 4⁵/₈" x ¼" with Zinc Chromate Primer Steel Reinforcing	SR504	1	\$409
		10'-0"	